





D.S OBER-REYNOLDS
Evaluation of Instruction Program Report
 20F: ECON 103L LAB 1A: ECONOMETRICS LAB
 No. of responses = 8
 Enrollment = 27
 Response Rate = 29.63%

1. Background Information:

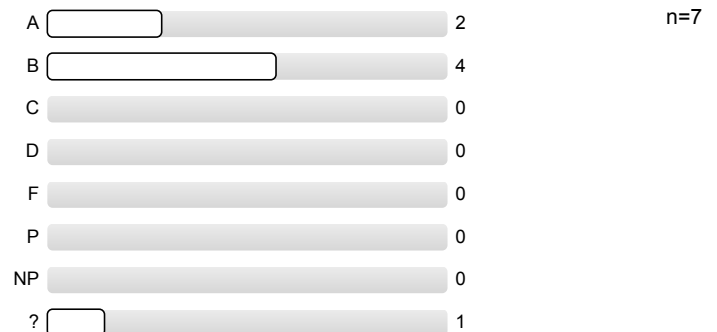
1.1) Year in School:




1.2) UCLA GPA:



1.3) Expected Grade:




1.4) What requirements does this course fulfill?




2. Preliminary Questions:

2.1) Approximately how many times did you attend the section?

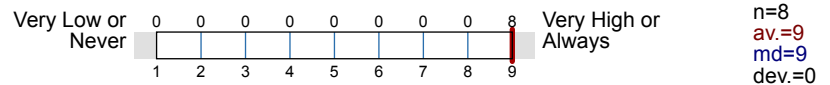


2.2) You saw the teaching assistant attending lectures.

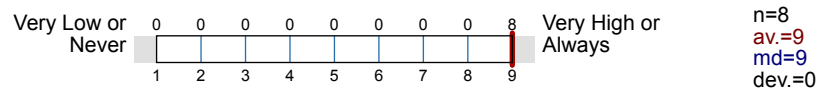


3. To What Extent Do You Feel That:

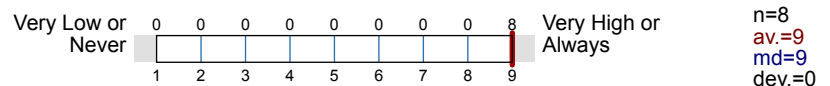
3.1) Teaching Assistant Knowledge - The T.A. was knowledgeable about the material.



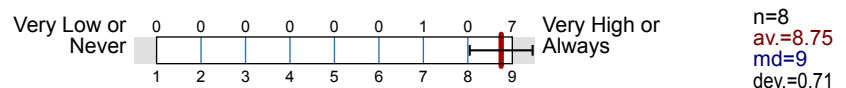
3.2) Teaching Assistant Concern - The T.A. was concerned about student learning.



3.3) Organization - Section presentations were well prepared and organized.



3.4) Scope - The teaching assistant expanded on course ideas.

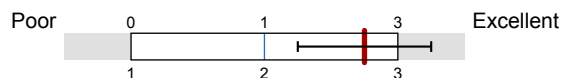


3.5)	Interaction - Students felt welcome in seeking help in or outside of the class.		n=8 av.=8.63 md=9 dev.=0.74
3.6)	Communication Skills - The teaching assistant had good communication skills.		n=8 av.=8.88 md=9 dev.=0.35
3.7)	Presentation - Your presentation or your group's presentation benefited from the help of the teaching assistant.		n=6 av.=9 md=9 dev.=0 ab.=2
3.8)	Data Analysis - The teaching assistant helped you develop data analysis skills.		n=7 av.=8.57 md=9 dev.=0.79 ab.=1
3.9)	Value - The overall value of the sections justified your time and effort.		n=8 av.=8.38 md=9 dev.=0.92
3.10)	Overall - What is your overall rating of the teaching assistant?		n=8 av.=8.88 md=9 dev.=0.35

4. Your View of Section Characteristics:

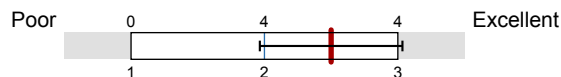
4.1)	Difficulty (relative to other courses)		n=8 av.=2.38 md=2 dev.=0.52
4.2)	Workload/pace was		n=8 av.=2 md=2 dev.=0
4.3)	Integration of section with course was		n=8 av.=2.88 md=3 dev.=0.35

4.4) Texts, required readings



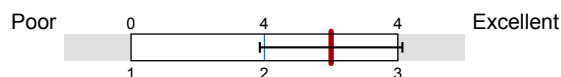
n=4
 av.=2.75
 md=3
 dev.=0.5
 ab.=4

4.5) Homework assignments



n=8
 av.=2.5
 md=2.5
 dev.=0.53

4.6) Graded materials, examinations



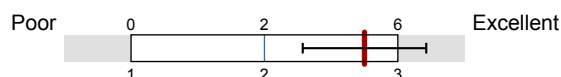
n=8
 av.=2.5
 md=2.5
 dev.=0.53

4.7) Lecture presentations



n=8
 av.=2.75
 md=3
 dev.=0.46

4.8) Class discussions



n=8
 av.=2.75
 md=3
 dev.=0.46

5. Comments:

5.1) Please identify what you perceive to be the real strengths and weaknesses of this teaching assistant and course.

- Danny was a great TA - his was one of the most helpful Economics TA's I have had at UCLA thus far. He demonstrated obvious mastery of the course materials and was able to convey it to students in a digestible manner. I found it helpful to attend discussions.
- Great TA.
- I greatly enjoyed having Daniel as a TA. I liked how the sessions were always organized, containing both some background of the topic and practice problems. The environment was very welcoming. He also tried to have the students participate in the session by asking us questions which I think is great. I would even like to have more interaction but maybe it is more a suggestion for students rather than Daniel since students usually don't tend to speak during online classes. Office hours were very helpful with much more interaction. I think that Daniel is very knowledgeable of the subject and cares about student learning. I would definitely like to have him as a TA for some other class.
- Made great worksheets; had a great response rate for emails; was very good at explaining complex concepts; answered questions carefully and with enough detail.
- Really helpful that the TA always records his discussions and shares his notes.
- Strengths: great at explaining things
 Weaknesses: Office Hours were at a weird time, since HW was due Tues/Thurs thought OH should be on Monday/Wednesday but could just totally be a result of TA's scheduling conflicts
- The TA was very knowledgeable and presented the information in a very clear and useful way. Sections always tied in with the relevant class material and sufficiently expanded upon the ideas we were learning in lecture. He was approachable and friendly and very on top and organized with his practice problems. Great TA, not much else to ask for.

Profile

Subunit: ECON
 Name of the instructor: D.S OBER-REYNOLDS
 Name of the course: 20F: ECON 103L LAB 1A: ECONOMETRICS LAB
 (Name of the survey)

Values used in the profile line: Mean

3. To What Extent Do You Feel That:

3.1) Teaching Assistant Knowledge - The T.A. was knowledgeable about the material.	Very Low or Never									Very High or Always	n=8	av.=9.00
3.2) Teaching Assistant Concern - The T.A. was concerned about student learning.	Very Low or Never									Very High or Always	n=8	av.=9.00
3.3) Organization - Section presentations were well prepared and organized.	Very Low or Never									Very High or Always	n=8	av.=9.00
3.4) Scope - The teaching assistant expanded on course ideas.	Very Low or Never									Very High or Always	n=8	av.=8.75
3.5) Interaction - Students felt welcome in seeking help in or outside of the class.	Very Low or Never									Very High or Always	n=8	av.=8.63
3.6) Communication Skills - The teaching assistant had good communication skills.	Very Low or Never									Very High or Always	n=8	av.=8.88
3.7) Presentation - Your presentation or your group's presentation benefited from the help of the teaching assistant.	Very Low or Never									Very High or Always	n=6	av.=9.00
3.8) Data Analysis - The teaching assistant helped you develop data analysis skills.	Very Low or Never									Very High or Always	n=7	av.=8.57
3.9) Value - The overall value of the sections justified your time and effort.	Very Low or Never									Very High or Always	n=8	av.=8.38
3.10) Overall - What is your overall rating of the teaching assistant?	Very Low or Never									Very High or Always	n=8	av.=8.88

4. Your View of Section Characteristics:


4.1) Difficulty (relative to other courses)	Low									High	n=8	av.=2.38
4.2) Workload/pace was	Too Slow									Too Much	n=8	av.=2.00
4.3) Integration of section with course was	Poor									Excellent	n=8	av.=2.88
4.4) Texts, required readings	Poor									Excellent	n=4	av.=2.75
4.5) Homework assignments	Poor									Excellent	n=8	av.=2.50
4.6) Graded materials, examinations	Poor									Excellent	n=8	av.=2.50
4.7) Lecture presentations	Poor									Excellent	n=8	av.=2.75
4.8) Class discussions	Poor									Excellent	n=8	av.=2.75




D.S OBER-REYNOLDS
Evaluation of Instruction Program Report
 20F: ECON 103L LAB 1H: ECONOMETRICS LAB
 No. of responses = 7
 Enrollment = 27
 Response Rate = 25.93%

1. Background Information:

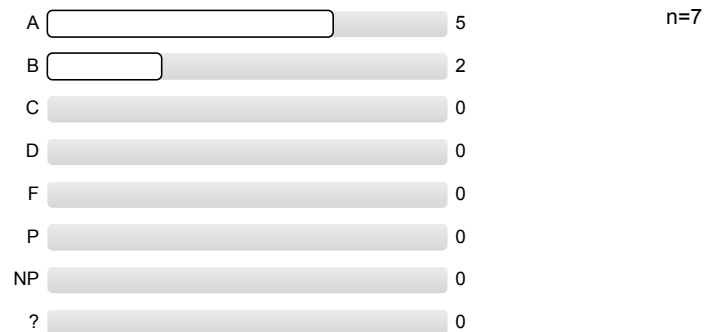
1.1) Year in School:




1.2) UCLA GPA:



1.3) Expected Grade:




1.4) What requirements does this course fulfill?




2. Preliminary Questions:

2.1) Approximately how many times did you attend the section?

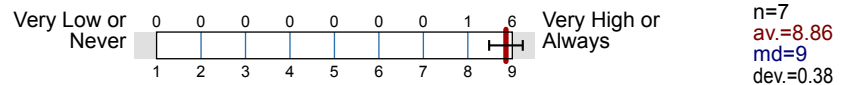


2.2) You saw the teaching assistant attending lectures.

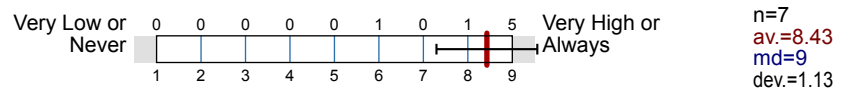


3. To What Extent Do You Feel That:

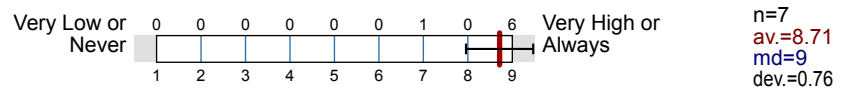
3.1) Teaching Assistant Knowledge - The T.A. was knowledgeable about the material.



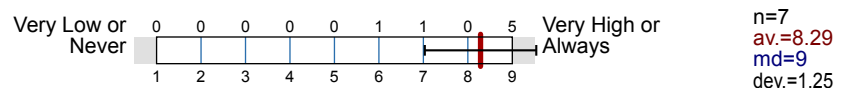
3.2) Teaching Assistant Concern - The T.A. was concerned about student learning.



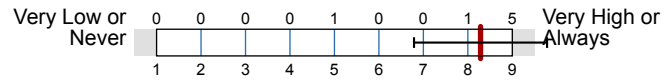
3.3) Organization - Section presentations were well prepared and organized.



3.4) Scope - The teaching assistant expanded on course ideas.



3.5) Interaction - Students felt welcome in seeking help in or outside of the class.



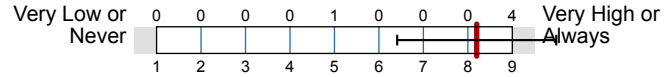
n=7
av.=8.29
md=9
dev.=1.5

3.6) Communication Skills - The teaching assistant had good communication skills.



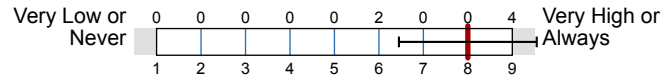
n=7
av.=8.14
md=9
dev.=1.86

3.7) Presentation - Your presentation or your group's presentation benefited from the help of the teaching assistant.



n=5
av.=8.2
md=9
dev.=1.55
ab.=2

3.8) Data Analysis - The teaching assistant helped you develop data analysis skills.



n=6
av.=8
md=9
dev.=1.55
ab.=1

3.9) Value - The overall value of the sections justified your time and effort.



n=7
av.=7
md=9
dev.=2.89

3.10) Overall - What is your overall rating of the teaching assistant?



n=7
av.=8.43
md=9
dev.=1.13

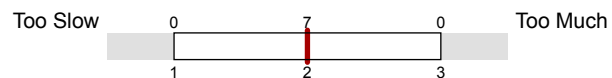
4. Your View of Section Characteristics:

4.1) Difficulty (relative to other courses)



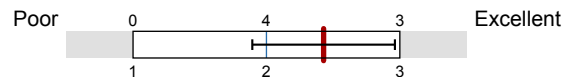
n=7
av.=2
md=2
dev.=0

4.2) Workload/pace was



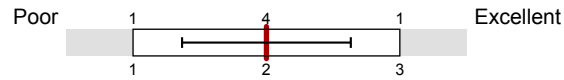
n=7
av.=2
md=2
dev.=0

4.3) Integration of section with course was



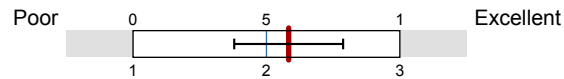
n=7
av.=2.43
md=2
dev.=0.53

4.4) Texts, required readings



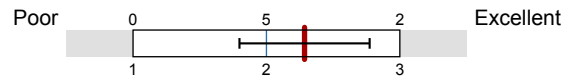
n=6
 av.=2
 md=2
 dev.=0.63
 ab.=1

4.5) Homework assignments



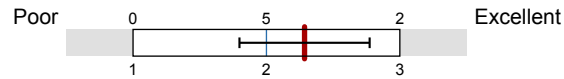
n=6
 av.=2.17
 md=2
 dev.=0.41
 ab.=1

4.6) Graded materials, examinations



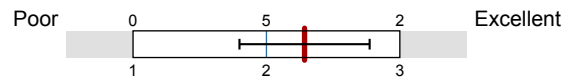
n=7
 av.=2.29
 md=2
 dev.=0.49

4.7) Lecture presentations



n=7
 av.=2.29
 md=2
 dev.=0.49

4.8) Class discussions



n=7
 av.=2.29
 md=2
 dev.=0.49

5. Comments:

5.1) Please identify what you perceive to be the real strengths and weaknesses of this teaching assistant and course.

- Concise
- Danny did a great job throughout the quarter teaching us the material in a very clear and succinct matter. He is an excellent TA and I really enjoyed the experience
- The TA is helpful and cares about his students!
- The TA made a handout each week and reviewed the material covered in lecture which was helpful. He also included more practice problems. He was very clear in his discussion and easy to understand.
- The worksheet given by instructor is very helpful. The discussion is well organized and expanded on class topics.

Profile

Subunit: ECON
 Name of the instructor: D.S OBER-REYNOLDS
 Name of the course: 20F: ECON 103L LAB 1H: ECONOMETRICS LAB
 (Name of the survey)

Values used in the profile line: Mean

3. To What Extent Do You Feel That:

3.1) Teaching Assistant Knowledge - The T.A. was knowledgeable about the material.	Very Low or Never									Very High or Always	n=7	av.=8.86
3.2) Teaching Assistant Concern - The T.A. was concerned about student learning.	Very Low or Never									Very High or Always	n=7	av.=8.43
3.3) Organization - Section presentations were well prepared and organized.	Very Low or Never									Very High or Always	n=7	av.=8.71
3.4) Scope - The teaching assistant expanded on course ideas.	Very Low or Never									Very High or Always	n=7	av.=8.29
3.5) Interaction - Students felt welcome in seeking help in or outside of the class.	Very Low or Never									Very High or Always	n=7	av.=8.29
3.6) Communication Skills - The teaching assistant had good communication skills.	Very Low or Never									Very High or Always	n=7	av.=8.14
3.7) Presentation - Your presentation or your group's presentation benefited from the help of the teaching assistant.	Very Low or Never									Very High or Always	n=5	av.=8.20
3.8) Data Analysis - The teaching assistant helped you develop data analysis skills.	Very Low or Never									Very High or Always	n=6	av.=8.00
3.9) Value - The overall value of the sections justified your time and effort.	Very Low or Never									Very High or Always	n=7	av.=7.00
3.10) Overall - What is your overall rating of the teaching assistant?	Very Low or Never									Very High or Always	n=7	av.=8.43

4. Your View of Section Characteristics:

4.1) Difficulty (relative to other courses)	Low									High	n=7	av.=2.00
4.2) Workload/pace was	Too Slow									Too Much	n=7	av.=2.00
4.3) Integration of section with course was	Poor									Excellent	n=7	av.=2.43
4.4) Texts, required readings	Poor									Excellent	n=6	av.=2.00
4.5) Homework assignments	Poor									Excellent	n=6	av.=2.17
4.6) Graded materials, examinations	Poor									Excellent	n=7	av.=2.29
4.7) Lecture presentations	Poor									Excellent	n=7	av.=2.29
4.8) Class discussions	Poor									Excellent	n=7	av.=2.29