




D.S OBER-REYNOLDS
Evaluation of Instruction Program Report
 22F: ECON 103L LAB 1D: ECONOMETRICS LAB
 No. of responses = 5
 Enrollment = 24
 Response Rate = 20.83%

1. Background Information:


1.1) Year in School:




1.2) UCLA GPA:



1.3) Expected Grade:




1.4) What requirements does this course fulfill?




2. Preliminary Questions:

2.1) Approximately how many times did you attend the section?

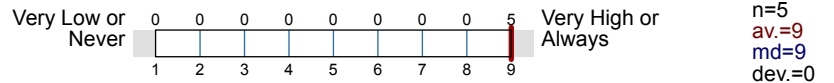


2.2) You saw the teaching assistant attending lectures.

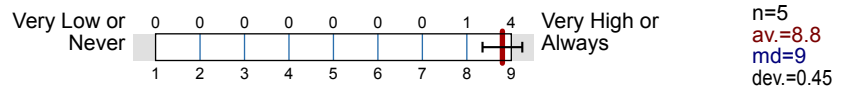


3. To What Extent Do You Feel That:

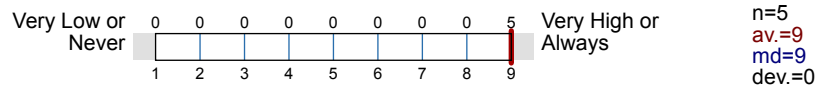
3.1) Teaching Assistant Knowledge - The T.A. was knowledgeable about the material.



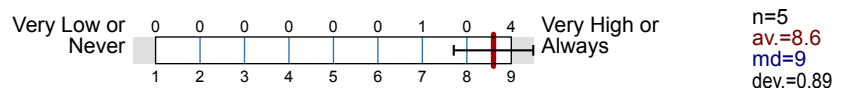
3.2) Teaching Assistant Concern - The T.A. was concerned about student learning.



3.3) Organization - Section presentations were well prepared and organized.



3.4) Scope - The teaching assistant expanded on course ideas.

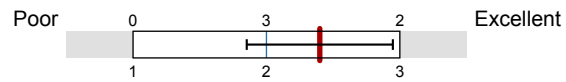


3.5)	Interaction - Students felt welcome in seeking help in or outside of the class.		n=5 av.=8.8 md=9 dev.=0.45
3.6)	Communication Skills - The teaching assistant had good communication skills.		n=5 av.=9 md=9 dev.=0
3.7)	Presentation - Your presentation or your group's presentation benefited from the help of the teaching assistant.		n=4 av.=9 md=9 dev.=0 ab.=1
3.8)	Data Analysis - The teaching assistant helped you develop data analysis skills.		n=5 av.=8.8 md=9 dev.=0.45
3.9)	Value - The overall value of the sections justified your time and effort.		n=5 av.=9 md=9 dev.=0
3.10)	Overall - What is your overall rating of the teaching assistant?		n=5 av.=9 md=9 dev.=0

4. Your View of Section Characteristics:

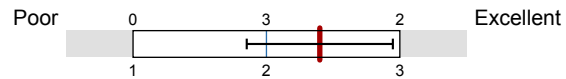
4.1)	Difficulty (relative to other courses)		n=5 av.=2.2 md=2 dev.=0.45
4.2)	Workload/pace was		n=5 av.=2 md=2 dev.=0
4.3)	Integration of section with course was		n=5 av.=2.8 md=3 dev.=0.45

4.4) Texts, required readings



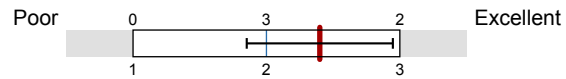
n=5
av.=2.4
md=2
dev.=0.55

4.5) Homework assignments



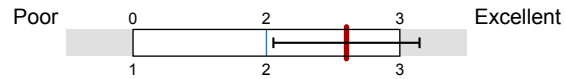
n=5
av.=2.4
md=2
dev.=0.55

4.6) Graded materials, examinations



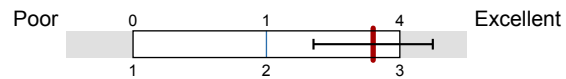
n=5
av.=2.4
md=2
dev.=0.55

4.7) Lecture presentations



n=5
av.=2.6
md=3
dev.=0.55

4.8) Class discussions



n=5
av.=2.8
md=3
dev.=0.45

5. Comments:

5.1) Please identify what you perceive to be the real strengths and weaknesses of this teaching assistant and course.

- Expands and explains key concepts from class. Did good examples to demonstrate concepts!
- He was a great TA. Similar to the professor, was very straightforward and got through a lot of material in discussion. He used his time very well and I learned so much from his discussion, I was really sad when they ended early because of the strike. He helped me learn so much in this course and prepared me very well for the midterm. He was really helpful and got in depth about concepts lightly covered in class to deepen our understanding. I really wish I could've had him for the latter half of the course, but am glad I got him when I did. He is really knowledgeable on the subject and explains things very well and clearly. Couldn't have asked for a better TA!
- Really approachable and knowledgeable.

Profile

Subunit: ECON
 Name of the instructor: D.S OBER-REYNOLDS
 Name of the course: 22F: ECON 103L LAB 1D: ECONOMETRICS LAB
 (Name of the survey)

Values used in the profile line: Mean

3. To What Extent Do You Feel That:

3.1) Teaching Assistant Knowledge - The T.A. was knowledgeable about the material.	Very Low or Never									Very High or Always	n=5	av.=9.00
3.2) Teaching Assistant Concern - The T.A. was concerned about student learning.	Very Low or Never									Very High or Always	n=5	av.=8.80
3.3) Organization - Section presentations were well prepared and organized.	Very Low or Never									Very High or Always	n=5	av.=9.00
3.4) Scope - The teaching assistant expanded on course ideas.	Very Low or Never									Very High or Always	n=5	av.=8.60
3.5) Interaction - Students felt welcome in seeking help in or outside of the class.	Very Low or Never									Very High or Always	n=5	av.=8.80
3.6) Communication Skills - The teaching assistant had good communication skills.	Very Low or Never									Very High or Always	n=5	av.=9.00
3.7) Presentation - Your presentation or your group's presentation benefited from the help of the teaching assistant.	Very Low or Never									Very High or Always	n=4	av.=9.00
3.8) Data Analysis - The teaching assistant helped you develop data analysis skills.	Very Low or Never									Very High or Always	n=5	av.=8.80
3.9) Value - The overall value of the sections justified your time and effort.	Very Low or Never									Very High or Always	n=5	av.=9.00
3.10) Overall - What is your overall rating of the teaching assistant?	Very Low or Never									Very High or Always	n=5	av.=9.00

4. Your View of Section Characteristics:


4.1) Difficulty (relative to other courses)	Low									High	n=5	av.=2.20
4.2) Workload/pace was	Too Slow									Too Much	n=5	av.=2.00
4.3) Integration of section with course was	Poor									Excellent	n=5	av.=2.80
4.4) Texts, required readings	Poor									Excellent	n=5	av.=2.40
4.5) Homework assignments	Poor									Excellent	n=5	av.=2.40
4.6) Graded materials, examinations	Poor									Excellent	n=5	av.=2.40
4.7) Lecture presentations	Poor									Excellent	n=5	av.=2.60
4.8) Class discussions	Poor									Excellent	n=5	av.=2.80




D.S OBER-REYNOLDS
Evaluation of Instruction Program Report
 22F: ECON 103L LAB 1Q: ECONOMETRICS LAB
 No. of responses = 7
 Enrollment = 24
 Response Rate = 29.17%

1. Background Information:

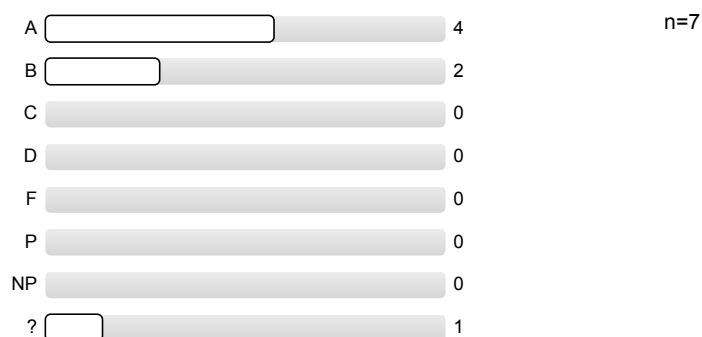
1.1) Year in School:




1.2) UCLA GPA:



1.3) Expected Grade:

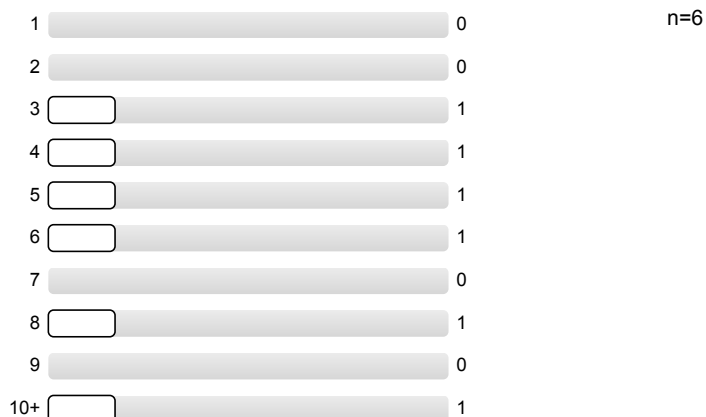


1.4) What requirements does this course fulfill?




2. Preliminary Questions:

2.1) Approximately how many times did you attend the section?

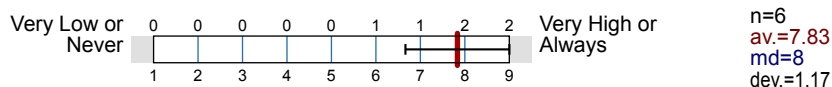


2.2) You saw the teaching assistant attending lectures.

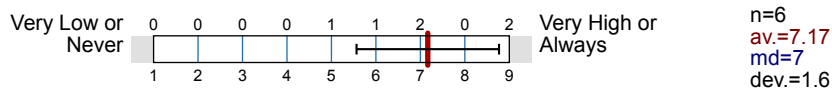


3. To What Extent Do You Feel That:

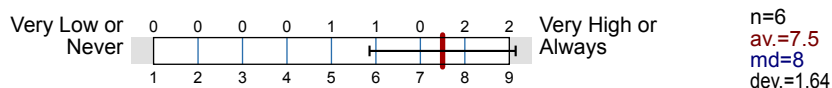
3.1) Teaching Assistant Knowledge - The T.A. was knowledgeable about the material.



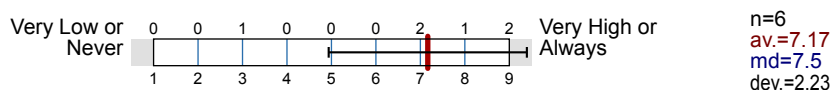
3.2) Teaching Assistant Concern - The T.A. was concerned about student learning.



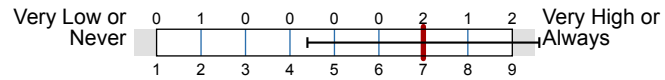
3.3) Organization - Section presentations were well prepared and organized.



3.4) Scope - The teaching assistant expanded on course ideas.

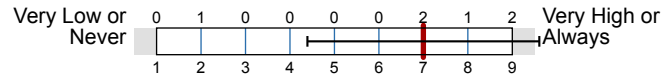


- 3.5) Interaction - Students felt welcome in seeking help in or outside of the class.



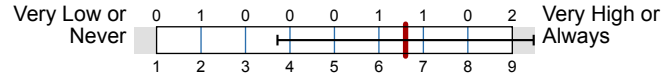
n=6
av.=7
md=7.5
dev.=2.61

- 3.6) Communication Skills - The teaching assistant had good communication skills.



n=6
av.=7
md=7.5
dev.=2.61

- 3.7) Presentation - Your presentation or your group's presentation benefited from the help of the teaching assistant.



n=5
av.=6.6
md=7
dev.=2.88
ab.=1

- 3.8) Data Analysis - The teaching assistant helped you develop data analysis skills.



n=6
av.=6.17
md=6
dev.=2.71

- 3.9) Value - The overall value of the sections justified your time and effort.



n=6
av.=6.83
md=7.5
dev.=2.64

- 3.10) Overall - What is your overall rating of the teaching assistant?



n=6
av.=6.67
md=7.5
dev.=3.01

4. Your View of Section Characteristics:

- 4.1) Difficulty (relative to other courses)



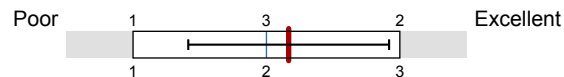
n=6
av.=2.5
md=2.5
dev.=0.55

- 4.2) Workload/pace was



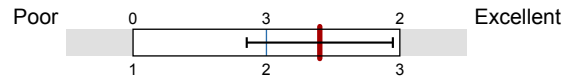
n=6
av.=2.33
md=2
dev.=0.52

- 4.3) Integration of section with course was



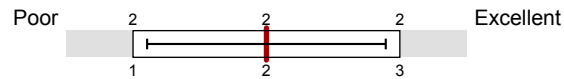
n=6
av.=2.17
md=2
dev.=0.75

4.4) Texts, required readings



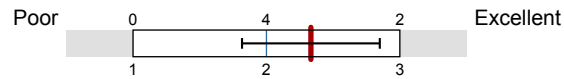
n=5
 av.=2.4
 md=2
 dev.=0.55
 ab.=1

4.5) Homework assignments



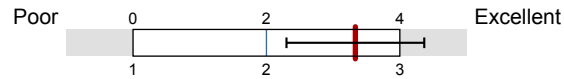
n=6
 av.=2
 md=2
 dev.=0.89

4.6) Graded materials, examinations



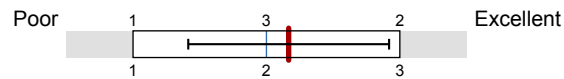
n=6
 av.=2.33
 md=2
 dev.=0.52

4.7) Lecture presentations



n=6
 av.=2.67
 md=3
 dev.=0.52

4.8) Class discussions



n=6
 av.=2.17
 md=2
 dev.=0.75

5. Comments:

5.1) Please identify what you perceive to be the real strengths and weaknesses of this teaching assistant and course.

- Great TA, always prepared with each week's discussion section material (sent through email each week ~1 day before discussion). TA's presenting style can be a bit mundane and with a lack of engagement from students; however, he does well to carry through the discussion and completing exercises/ examples to help students better understand and absorb the material.
- TA had good understanding of course content
- The TA was a poor communicator. He seemed knowledgeable in the material, but could not articulate his knowledge to students. Often felt like this was a waste of time.
- very clear in explaining things and was very knowledgeable. weakness not his fault but we sometimes did not finish all the material we needed to cover because there was so much to cover. overall very thankful to have Danny as a TA

Profile

Subunit: ECON
 Name of the instructor: D.S OBER-REYNOLDS
 Name of the course: 22F: ECON 103L LAB 1Q: ECONOMETRICS LAB
 (Name of the survey)

Values used in the profile line: Mean

3. To What Extent Do You Feel That:

3.1) Teaching Assistant Knowledge - The T.A. was knowledgeable about the material.	Very Low or Never									Very High or Always	n=6	av.=7.83
3.2) Teaching Assistant Concern - The T.A. was concerned about student learning.	Very Low or Never									Very High or Always	n=6	av.=7.17
3.3) Organization - Section presentations were well prepared and organized.	Very Low or Never									Very High or Always	n=6	av.=7.50
3.4) Scope - The teaching assistant expanded on course ideas.	Very Low or Never									Very High or Always	n=6	av.=7.17
3.5) Interaction - Students felt welcome in seeking help in or outside of the class.	Very Low or Never									Very High or Always	n=6	av.=7.00
3.6) Communication Skills - The teaching assistant had good communication skills.	Very Low or Never									Very High or Always	n=6	av.=7.00
3.7) Presentation - Your presentation or your group's presentation benefited from the help of the teaching assistant.	Very Low or Never									Very High or Always	n=5	av.=6.60
3.8) Data Analysis - The teaching assistant helped you develop data analysis skills.	Very Low or Never									Very High or Always	n=6	av.=6.17
3.9) Value - The overall value of the sections justified your time and effort.	Very Low or Never									Very High or Always	n=6	av.=6.83
3.10) Overall - What is your overall rating of the teaching assistant?	Very Low or Never									Very High or Always	n=6	av.=6.67

4. Your View of Section Characteristics:

4.1) Difficulty (relative to other courses)	Low									High	n=6	av.=2.50
4.2) Workload/pace was	Too Slow									Too Much	n=6	av.=2.33
4.3) Integration of section with course was	Poor									Excellent	n=6	av.=2.17
4.4) Texts, required readings	Poor									Excellent	n=5	av.=2.40
4.5) Homework assignments	Poor									Excellent	n=6	av.=2.00
4.6) Graded materials, examinations	Poor									Excellent	n=6	av.=2.33
4.7) Lecture presentations	Poor									Excellent	n=6	av.=2.67
4.8) Class discussions	Poor									Excellent	n=6	av.=2.17