





D.S OBER-REYNOLDS
Evaluation of Instruction Program Report
 20S: ECON 101 DIS 1J: MICROECONOMC THEORY
 No. of responses = 7
 Enrollment = 21
 Response Rate = 33.33%

1. Background Information:

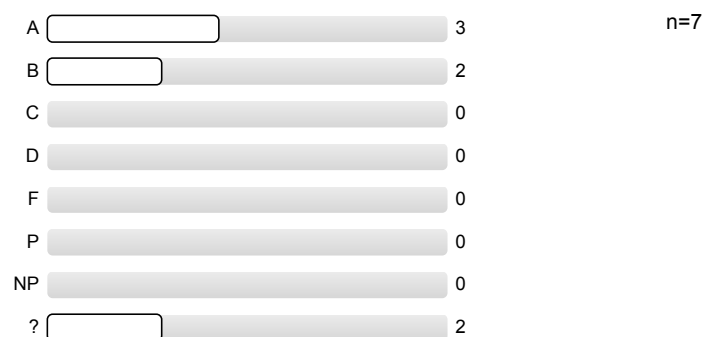
1.1) Year in School:




1.2) UCLA GPA:



1.3) Expected Grade:




1.4) What requirements does this course fulfill?




2. Preliminary Questions:


2.1) Approximately how many times did you attend the assigned section?



2.2) If you primarily attended a section that is not assigned to you, what was your primary reason for doing so?

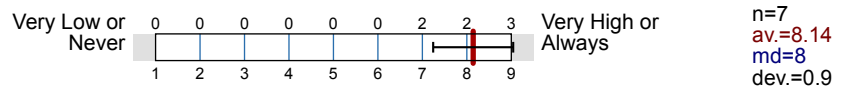


2.3) You saw the TA of the assigned section attending lectures.

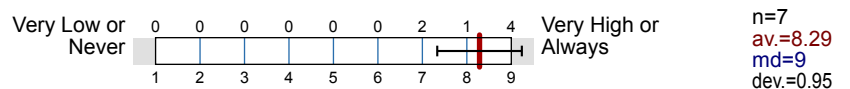


3. To What Extent Do You Feel That:

3.1) Teaching Assistant Knowledge - The T.A. was knowledgeable about the material.



3.2) Teaching Assistant Concern - The T.A. was concerned about student learning.

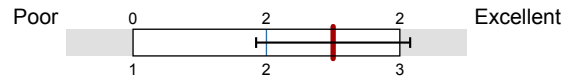


3.3)	Organization - Section presentations were well prepared and organized.		n=7 av.=8 md=8 dev.=1
3.4)	Scope - The teaching assistant expanded on course ideas.		n=7 av.=8.14 md=8 dev.=0.9
3.5)	Interaction - Students felt welcome in seeking help in or outside of the class.		n=7 av.=8.14 md=8 dev.=0.9
3.6)	Communication Skills - The teaching assistant had good communication skills.		n=7 av.=8 md=8 dev.=1
3.7)	Value - The overall value of the sections justified your time and effort.		n=7 av.=8.14 md=8 dev.=0.9
3.8)	Overall - What is your overall rating of the teaching assistant?		n=7 av.=8.14 md=8 dev.=0.9

4. Your View of Section Characteristics:

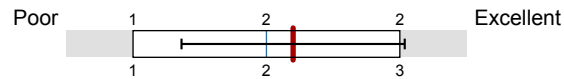
4.1)	Difficulty (relative to other courses)		n=6 av.=2.5 md=2.5 dev.=0.55 ab.=1
4.2)	Workload/pace was		n=6 av.=2.33 md=2 dev.=0.52 ab.=1
4.3)	Integration of section with course was		n=6 av.=2.67 md=3 dev.=0.52 ab.=1
4.4)	Texts, required readings		n=5 av.=2 md=2 dev.=0.71 ab.=2

4.5) Homework assignments



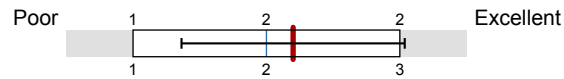
n=4
 av.=2.5
 md=2.5
 dev.=0.58
 ab.=3

4.6) Graded materials, examinations



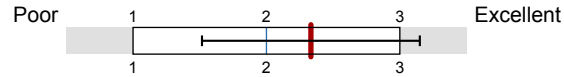
n=5
 av.=2.2
 md=2
 dev.=0.84
 ab.=2

4.7) Lecture presentations



n=5
 av.=2.2
 md=2
 dev.=0.84
 ab.=2

4.8) Class discussions



n=6
 av.=2.33
 md=2.5
 dev.=0.82
 ab.=1

5. Comments:

- 5.1) Please identify what you perceive to be the real strengths and weaknesses of this teaching assistant and course.
- Danny had great knowledge of materials and was always available to answer questions whether in class or through email. He has helped me understand the concepts alot better than I would have without his help.
 - Danny is very good at explaining and shows genuine concern about whether or not you understand a concept. His sessions are very well planned and I have constantly felt grateful to have been part of the discussion section. He asks if we have questions several times which is incredibly helpful as questions often build up as the section goes on. He also promptly responds to emails.
 - Danny was a very knowledgable T.A and he always cared about student learning and understanding. I thought overall he did a great job at making sure students understood concepts in the class and was very great at explaining difficult problems.
 - Provide a lot of useful material for me to understand.
 - Thank you!
 - Very helpful. He is patient with my questions:)

Profile

Subunit: ECON
 Name of the instructor: D.S OBER-REYNOLDS
 Name of the course: 20S: ECON 101 DIS 1J: MICROECONOMC THEORY
 (Name of the survey)

Values used in the profile line: Mean

3. To What Extent Do You Feel That:

3.1) Teaching Assistant Knowledge - The T.A. was knowledgeable about the material.	Very Low or Never									Very High or Always	n=7	av.=8.14
3.2) Teaching Assistant Concern - The T.A. was concerned about student learning.	Very Low or Never									Very High or Always	n=7	av.=8.29
3.3) Organization - Section presentations were well prepared and organized.	Very Low or Never									Very High or Always	n=7	av.=8.00
3.4) Scope - The teaching assistant expanded on course ideas.	Very Low or Never									Very High or Always	n=7	av.=8.14
3.5) Interaction - Students felt welcome in seeking help in or outside of the class.	Very Low or Never									Very High or Always	n=7	av.=8.14
3.6) Communication Skills - The teaching assistant had good communication skills.	Very Low or Never									Very High or Always	n=7	av.=8.00
3.7) Value - The overall value of the sections justified your time and effort.	Very Low or Never									Very High or Always	n=7	av.=8.14
3.8) Overall - What is your overall rating of the teaching assistant?	Very Low or Never									Very High or Always	n=7	av.=8.14

4. Your View of Section Characteristics:


4.1) Difficulty (relative to other courses)	Low									High	n=6	av.=2.50
4.2) Workload/pace was	Too Slow									Too Much	n=6	av.=2.33
4.3) Integration of section with course was	Poor									Excellent	n=6	av.=2.67
4.4) Texts, required readings	Poor									Excellent	n=5	av.=2.00
4.5) Homework assignments	Poor									Excellent	n=4	av.=2.50
4.6) Graded materials, examinations	Poor									Excellent	n=5	av.=2.20
4.7) Lecture presentations	Poor									Excellent	n=5	av.=2.20
4.8) Class discussions	Poor									Excellent	n=6	av.=2.33




D.S OBER-REYNOLDS
Evaluation of Instruction Program Report
 20S: ECON 101 DIS 1L: MICROECONOMC THEORY
 No. of responses = 7
 Enrollment = 17
 Response Rate = 41.18%

1. Background Information:

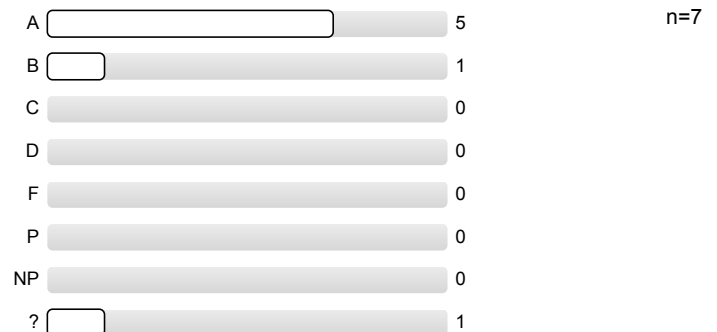
1.1) Year in School:




1.2) UCLA GPA:



1.3) Expected Grade:




1.4) What requirements does this course fulfill?




2. Preliminary Questions:


2.1) Approximately how many times did you attend the assigned section?



2.2) If you primarily attended a section that is not assigned to you, what was your primary reason for doing so?

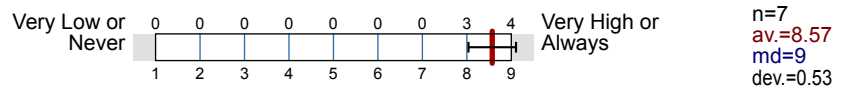


2.3) You saw the TA of the assigned section attending lectures.

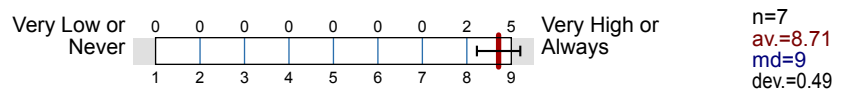


3. To What Extent Do You Feel That:

3.1) Teaching Assistant Knowledge - The T.A. was knowledgeable about the material.



3.2) Teaching Assistant Concern - The T.A. was concerned about student learning.



3.3)	Organization - Section presentations were well prepared and organized.		n=7 av.=8.71 md=9 dev.=0.49
3.4)	Scope - The teaching assistant expanded on course ideas.		n=7 av.=8.14 md=8 dev.=0.9
3.5)	Interaction - Students felt welcome in seeking help in or outside of the class.		n=7 av.=8.57 md=9 dev.=0.53
3.6)	Communication Skills - The teaching assistant had good communication skills.		n=7 av.=8.29 md=9 dev.=1.11
3.7)	Value - The overall value of the sections justified your time and effort.		n=6 av.=8.17 md=9 dev.=1.6
3.8)	Overall - What is your overall rating of the teaching assistant?		n=7 av.=8.71 md=9 dev.=0.76

4. Your View of Section Characteristics:

4.1)	Difficulty (relative to other courses)		n=7 av.=2.14 md=2 dev.=0.38
4.2)	Workload/pace was		n=7 av.=2 md=2 dev.=0
4.3)	Integration of section with course was		n=7 av.=2.29 md=2 dev.=0.49
4.4)	Texts, required readings		n=3 av.=2.67 md=3 dev.=0.58 ab.=4

4.5) Homework assignments



n=3
 av.=2.67
 md=3
 dev.=0.58
 ab.=4

4.6) Graded materials, examinations



n=7
 av.=2
 md=2
 dev.=0.58

4.7) Lecture presentations



n=7
 av.=2.57
 md=3
 dev.=0.53

4.8) Class discussions



n=7
 av.=2.29
 md=2
 dev.=0.49

5. Comments:

5.1) Please identify what you perceive to be the real strengths and weaknesses of this teaching assistant and course.

- Daniel was concerned about the students' understanding of the material he would check at least once during the section using the poll feature, and asking frequently. He was also prepared and had worked on the problems before the section. It was also very helpful that he had an iPad which made it easy to follow along with the math and graphs he was using to explain the concepts.
- Great TA.
- He really made everything extremely clear and provided a variety of not only practice problems, but further explanations of the concepts. He was always very clear and concise when showing the math and I found this section to be extremely useful. There was only one instance where the method of doing the math was different than what was presented in class, but overall I found this section to be wonderful.
- He was great at reviewing the material and taking us through practice problems. I think that the online format just made everything a little more difficult for me since I had a hard time focusing on what he was doing and staying engaged in the material we were learning and reviewing.
- He was really good especially considering having to do everything over zoom.
- I thought that he was very educated about the subject. However, a lot of times he did problems differently than the professor taught them- it was still correct, just a different, more mathematical and theoretical approach. Therefore, sometimes it went really fast and left me a bit more confused if I went to section, although it did expand on material. I think he was good at communicating and very organized.
- TA extremely helpful in clarifying and communicating course material. Discussions organized well and helped with retaining lecture material.

Profile

Subunit: ECON
 Name of the instructor: D.S OBER-REYNOLDS
 Name of the course: 20S: ECON 101 DIS 1L: MICROECONOMC THEORY
 (Name of the survey)

Values used in the profile line: Mean

3. To What Extent Do You Feel That:

3.1) Teaching Assistant Knowledge - The T.A. was knowledgeable about the material.	Very Low or Never									Very High or Always	n=7	av.=8.57
3.2) Teaching Assistant Concern - The T.A. was concerned about student learning.	Very Low or Never									Very High or Always	n=7	av.=8.71
3.3) Organization - Section presentations were well prepared and organized.	Very Low or Never									Very High or Always	n=7	av.=8.71
3.4) Scope - The teaching assistant expanded on course ideas.	Very Low or Never									Very High or Always	n=7	av.=8.14
3.5) Interaction - Students felt welcome in seeking help in or outside of the class.	Very Low or Never									Very High or Always	n=7	av.=8.57
3.6) Communication Skills - The teaching assistant had good communication skills.	Very Low or Never									Very High or Always	n=7	av.=8.29
3.7) Value - The overall value of the sections justified your time and effort.	Very Low or Never									Very High or Always	n=6	av.=8.17
3.8) Overall - What is your overall rating of the teaching assistant?	Very Low or Never									Very High or Always	n=7	av.=8.71

4. Your View of Section Characteristics:

4.1) Difficulty (relative to other courses)	Low									High	n=7	av.=2.14
4.2) Workload/pace was	Too Slow									Too Much	n=7	av.=2.00
4.3) Integration of section with course was	Poor									Excellent	n=7	av.=2.29
4.4) Texts, required readings	Poor									Excellent	n=3	av.=2.67
4.5) Homework assignments	Poor									Excellent	n=3	av.=2.67
4.6) Graded materials, examinations	Poor									Excellent	n=7	av.=2.00
4.7) Lecture presentations	Poor									Excellent	n=7	av.=2.57
4.8) Class discussions	Poor									Excellent	n=7	av.=2.29