




D.S OBER-REYNOLDS
Evaluation of Instruction Program Report
 21S: ECON 41 DIS 1A: STATS-ECONOMISTS
 No. of responses = 8
 Enrollment = 30
 Response Rate = 26.67%

1. Background Information:


1.1) Year in School:




1.2) UCLA GPA:



1.3) Expected Grade:

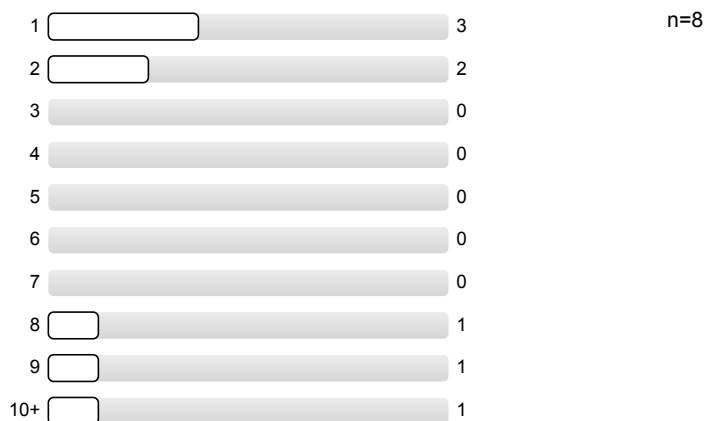


1.4) What requirements does this course fulfill?

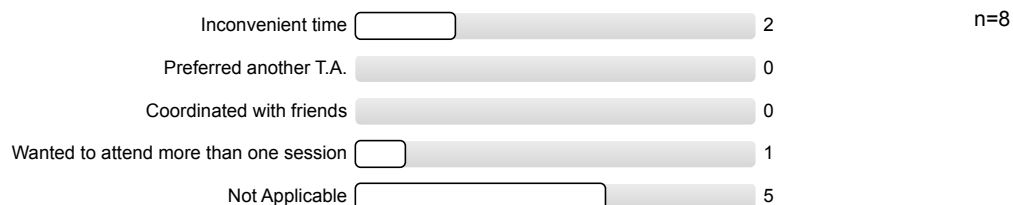


2. Preliminary Questions:


2.1) Approximately how many times did you attend the assigned section?



2.2) If you primarily attended a section that is not assigned to you, what was your primary reason for doing so?

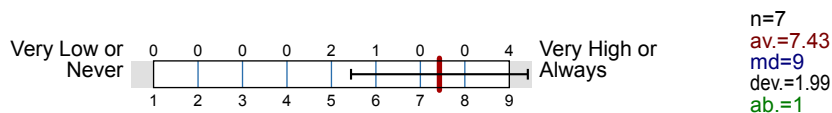


2.3) You saw the TA of the assigned section attending lectures.

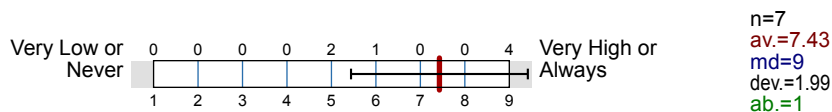


3. To What Extent Do You Feel That:

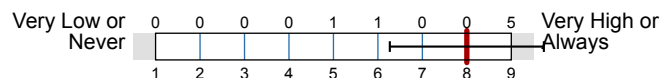
3.1) Teaching Assistant Knowledge - The T.A. was knowledgeable about the material.



3.2) Teaching Assistant Concern - The T.A. was concerned about student learning.

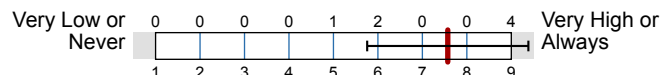


3.3) Organization - Section presentations were well prepared and organized.



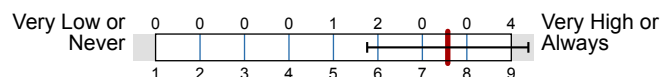
n=7
av.=8
md=9
dev.=1.73
ab.=1

3.4) Scope - The teaching assistant expanded on course ideas.



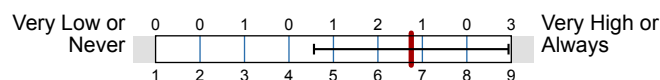
n=7
av.=7.57
md=9
dev.=1.81
ab.=1

3.5) Interaction - Students felt welcome in seeking help in or outside of the class.



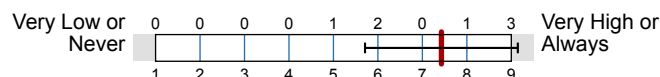
n=7
av.=7.57
md=9
dev.=1.81
ab.=1

3.6) Communication Skills - The teaching assistant had good communication skills.



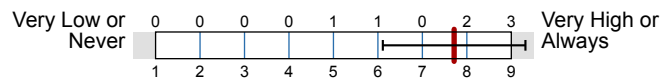
n=8
av.=6.75
md=6.5
dev.=2.19

3.7) Value - The overall value of the sections justified your time and effort.



n=7
av.=7.43
md=8
dev.=1.72
ab.=1

3.8) Overall - What is your overall rating of the teaching assistant?



n=7
av.=7.71
md=8
dev.=1.6
ab.=1

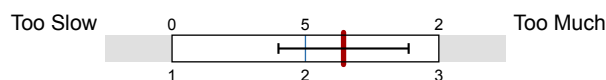
4. Your View of Section Characteristics:

4.1) Difficulty (relative to other courses)



n=7
av.=2.43
md=2
dev.=0.53
ab.=1

4.2) Workload/pace was



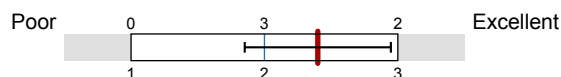
n=7
av.=2.29
md=2
dev.=0.49
ab.=1

4.3) Integration of section with course was



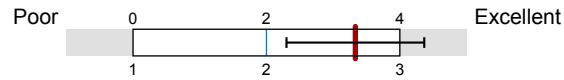
n=7
av.=2.57
md=3
dev.=0.53
ab.=1

4.4) Texts, required readings



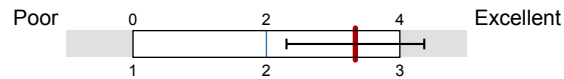
n=5
av.=2.4
md=2
dev.=0.55
ab.=3

4.5) Homework assignments



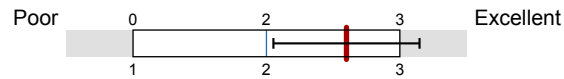
n=6
 av.=2.67
 md=3
 dev.=0.52
 ab.=2

4.6) Graded materials, examinations



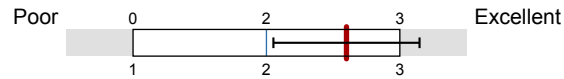
n=6
 av.=2.67
 md=3
 dev.=0.52
 ab.=2

4.7) Lecture presentations



n=5
 av.=2.6
 md=3
 dev.=0.55
 ab.=3

4.8) Class discussions



n=5
 av.=2.6
 md=3
 dev.=0.55
 ab.=3

5. Comments:

5.1) Please identify what you perceive to be the real strengths and weaknesses of this teaching assistant and course.

- Knows his stuff, very helpful
- T.A. was very helpful, I appreciate that discussion wasn't mandatory/it was recorded!
- TA Ober-Reynolds had great course knowledge and was an effective study tool. However, his communication was inadequate. I had an issue with the midterm and was left unresponded, which gave me cause for concern.
- The teaching assistant was very knowledgeable and committed to assisting the students with course material.
- Very knowledgeable, answered all our questions effectively.

Profile

Subunit: ECON
 Name of the instructor: D.S OBER-REYNOLDS
 Name of the course: 21S: ECON 41 DIS 1A: STATS-ECONOMISTS
 (Name of the survey)

Values used in the profile line: Mean

3. To What Extent Do You Feel That:

| | | | | | | | | | | | | |
|--|-------------------|--|--|--|--|--|--|--|--|---------------------|-----|----------|
| 3.1) Teaching Assistant Knowledge - The T.A. was knowledgeable about the material. | Very Low or Never | | | | | | | | | Very High or Always | n=7 | av.=7.43 |
| 3.2) Teaching Assistant Concern - The T.A. was concerned about student learning. | Very Low or Never | | | | | | | | | Very High or Always | n=7 | av.=7.43 |
| 3.3) Organization - Section presentations were well prepared and organized. | Very Low or Never | | | | | | | | | Very High or Always | n=7 | av.=8.00 |
| 3.4) Scope - The teaching assistant expanded on course ideas. | Very Low or Never | | | | | | | | | Very High or Always | n=7 | av.=7.57 |
| 3.5) Interaction - Students felt welcome in seeking help in or outside of the class. | Very Low or Never | | | | | | | | | Very High or Always | n=7 | av.=7.57 |
| 3.6) Communication Skills - The teaching assistant had good communication skills. | Very Low or Never | | | | | | | | | Very High or Always | n=8 | av.=6.75 |
| 3.7) Value - The overall value of the sections justified your time and effort. | Very Low or Never | | | | | | | | | Very High or Always | n=7 | av.=7.43 |
| 3.8) Overall - What is your overall rating of the teaching assistant? | Very Low or Never | | | | | | | | | Very High or Always | n=7 | av.=7.71 |

4. Your View of Section Characteristics:

| | | | | | | | | | | | | |
|---|----------|--|--|--|--|--|--|--|--|-----------|-----|----------|
| 4.1) Difficulty (relative to other courses) | Low | | | | | | | | | High | n=7 | av.=2.43 |
| 4.2) Workload/pace was | Too Slow | | | | | | | | | Too Much | n=7 | av.=2.29 |
| 4.3) Integration of section with course was | Poor | | | | | | | | | Excellent | n=7 | av.=2.57 |
| 4.4) Texts, required readings | Poor | | | | | | | | | Excellent | n=5 | av.=2.40 |
| 4.5) Homework assignments | Poor | | | | | | | | | Excellent | n=6 | av.=2.67 |
| 4.6) Graded materials, examinations | Poor | | | | | | | | | Excellent | n=6 | av.=2.67 |
| 4.7) Lecture presentations | Poor | | | | | | | | | Excellent | n=5 | av.=2.60 |
| 4.8) Class discussions | Poor | | | | | | | | | Excellent | n=5 | av.=2.60 |



D.S OBER-REYNOLDS
Evaluation of Instruction Program Report
 21S: ECON 41 DIS 1H: STATS-ECONOMISTS
 No. of responses = 2
 Enrollment = 24
 Response Rate = 8.33%

1. Background Information:

1.1) Year in School:

| | | | |
|-----------|--------------------------------|---|-----|
| Freshman | <input type="text" value="2"/> | 2 | n=2 |
| Sophomore | <input type="text" value="0"/> | 0 | |
| Junior | <input type="text" value="0"/> | 0 | |
| Senior | <input type="text" value="0"/> | 0 | |
| Graduate | <input type="text" value="0"/> | 0 | |
| Other | <input type="text" value="0"/> | 0 | |

1.2) UCLA GPA:

| | | | |
|-----------------|--------------------------------|---|-----|
| Below 2.0 | <input type="text" value="0"/> | 0 | n=2 |
| 2.0 - 2.49 | <input type="text" value="0"/> | 0 | |
| 2.5 - 2.99 | <input type="text" value="0"/> | 0 | |
| 3.0 - 3.49 | <input type="text" value="0"/> | 0 | |
| 3.5+ | <input type="text" value="2"/> | 2 | |
| Not Established | <input type="text" value="0"/> | 0 | |

1.3) Expected Grade:


| | | | |
|----|--------------------------------|---|-----|
| A | <input type="text" value="0"/> | 0 | n=2 |
| B | <input type="text" value="1"/> | 1 | |
| C | <input type="text" value="0"/> | 0 | |
| D | <input type="text" value="0"/> | 0 | |
| F | <input type="text" value="0"/> | 0 | |
| P | <input type="text" value="0"/> | 0 | |
| NP | <input type="text" value="0"/> | 0 | |
| ? | <input type="text" value="1"/> | 1 | |

1.4) What requirements does this course fulfill?


| | | | |
|---------------|--------------------------------|---|-----|
| Major | <input type="text" value="2"/> | 2 | n=2 |
| Related Field | <input type="text" value="0"/> | 0 | |
| G.E. | <input type="text" value="0"/> | 0 | |
| None | <input type="text" value="0"/> | 0 | |

2. Preliminary Questions:


2.1) Approximately how many times did you attend the assigned section?



2.2) If you primarily attended a section that is not assigned to you, what was your primary reason for doing so?

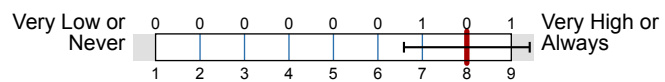


2.3) You saw the TA of the assigned section attending lectures.



3. To What Extent Do You Feel That:

3.1) Teaching Assistant Knowledge - The T.A. was knowledgeable about the material.



n=2
av.=8
md=8
dev.=1.41

3.2) Teaching Assistant Concern - The T.A. was concerned about student learning.



n=2
av.=7.5
md=7.5
dev.=0.71

| | | | |
|------|---|--|---------------------------------------|
| 3.3) | Organization - Section presentations were well prepared and organized. | | n=2 av.=8 md=8 dev.=1.41 |
| 3.4) | Scope - The teaching assistant expanded on course ideas. | | n=2 av.=8 md=8 dev.=1.41 |
| 3.5) | Interaction - Students felt welcome in seeking help in or outside of the class. | | n=2 av.=8 md=8 dev.=1.41 |
| 3.6) | Communication Skills - The teaching assistant had good communication skills. | | n=2 av.=8 md=8 dev.=1.41 |
| 3.7) | Value - The overall value of the sections justified your time and effort. | | n=2 av.=7.5 md=7.5 dev.=0.71 |
| 3.8) | Overall - What is your overall rating of the teaching assistant? | | n=2 av.=8 md=8 dev.=1.41 |

4. Your View of Section Characteristics:

| | | | |
|------|--|--|---------------------------------------|
| 4.1) | Difficulty (relative to other courses) | | n=2 av.=2 md=2 dev.=0 |
| 4.2) | Workload/pace was | | n=2 av.=2 md=2 dev.=0 |
| 4.3) | Integration of section with course was | | n=2 av.=2.5 md=2.5 dev.=0.71 |
| 4.4) | Texts, required readings | | n=2 av.=2.5 md=2.5 dev.=0.71 |

4.5) Homework assignments



n=2
 av.=2.5
 md=2.5
 dev.=0.71

4.6) Graded materials, examinations



n=2
 av.=2.5
 md=2.5
 dev.=0.71

4.7) Lecture presentations



n=2
 av.=2.5
 md=2.5
 dev.=0.71

4.8) Class discussions



n=2
 av.=2.5
 md=2.5
 dev.=0.71

5. Comments:

5.1) Please identify what you perceive to be the real strengths and weaknesses of this teaching assistant and course.

- I appreciated my TA making time to help us and walk us through our homework each week. He explained and expanded upon lessons from the course that I was confused about. My TA also helped by recording each section, in case we couldn't attend. I think a potential weakness might be that the discussions could be more engaging, but I understand that that is very difficult with online classes and zoom students.
- Organized

Profile

Subunit: ECON
 Name of the instructor: D.S OBER-REYNOLDS
 Name of the course: 21S: ECON 41 DIS 1H: STATS-ECONOMISTS
 (Name of the survey)

Values used in the profile line: Mean

3. To What Extent Do You Feel That:

| | | | | | | | | | | | | |
|--|-------------------|--|--|--|--|--|--|--|--|---------------------|-----|----------|
| 3.1) Teaching Assistant Knowledge - The T.A. was knowledgeable about the material. | Very Low or Never | | | | | | | | | Very High or Always | n=2 | av.=8.00 |
| 3.2) Teaching Assistant Concern - The T.A. was concerned about student learning. | Very Low or Never | | | | | | | | | Very High or Always | n=2 | av.=7.50 |
| 3.3) Organization - Section presentations were well prepared and organized. | Very Low or Never | | | | | | | | | Very High or Always | n=2 | av.=8.00 |
| 3.4) Scope - The teaching assistant expanded on course ideas. | Very Low or Never | | | | | | | | | Very High or Always | n=2 | av.=8.00 |
| 3.5) Interaction - Students felt welcome in seeking help in or outside of the class. | Very Low or Never | | | | | | | | | Very High or Always | n=2 | av.=8.00 |
| 3.6) Communication Skills - The teaching assistant had good communication skills. | Very Low or Never | | | | | | | | | Very High or Always | n=2 | av.=8.00 |
| 3.7) Value - The overall value of the sections justified your time and effort. | Very Low or Never | | | | | | | | | Very High or Always | n=2 | av.=7.50 |
| 3.8) Overall - What is your overall rating of the teaching assistant? | Very Low or Never | | | | | | | | | Very High or Always | n=2 | av.=8.00 |

4. Your View of Section Characteristics:

| | | | | | | | | | | | | |
|---|----------|--|--|--|--|--|--|--|--|-----------|-----|----------|
| 4.1) Difficulty (relative to other courses) | Low | | | | | | | | | High | n=2 | av.=2.00 |
| 4.2) Workload/pace was | Too Slow | | | | | | | | | Too Much | n=2 | av.=2.00 |
| 4.3) Integration of section with course was | Poor | | | | | | | | | Excellent | n=2 | av.=2.50 |
| 4.4) Texts, required readings | Poor | | | | | | | | | Excellent | n=2 | av.=2.50 |
| 4.5) Homework assignments | Poor | | | | | | | | | Excellent | n=2 | av.=2.50 |
| 4.6) Graded materials, examinations | Poor | | | | | | | | | Excellent | n=2 | av.=2.50 |
| 4.7) Lecture presentations | Poor | | | | | | | | | Excellent | n=2 | av.=2.50 |
| 4.8) Class discussions | Poor | | | | | | | | | Excellent | n=2 | av.=2.50 |