





D.S OBER-REYNOLDS
Evaluation of Instruction Program Report
 23S: ECON 41 DIS 1E: STATS-ECONOMISTS
 No. of responses = 7
 Enrollment = 29
 Response Rate = 24.14%

1. Background Information:


1.1) Year in School:




1.2) UCLA GPA:



1.3) Expected Grade:




1.4) What requirements does this course fulfill?




2. Preliminary Questions:


2.1) Approximately how many times did you attend the assigned section?



2.2) If you primarily attended a section that is not assigned to you, what was your primary reason for doing so?

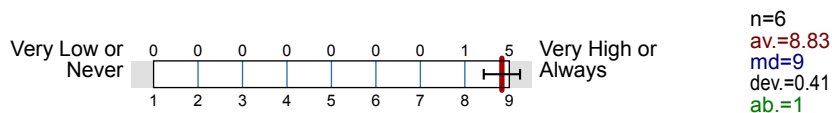


2.3) You saw the TA of the assigned section attending lectures.

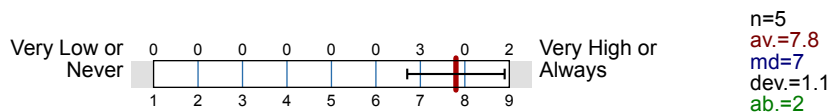


3. To What Extent Do You Feel That:

3.1) Teaching Assistant Knowledge - The T.A. was knowledgeable about the material.



3.2) Teaching Assistant Concern - The T.A. was concerned about student learning.

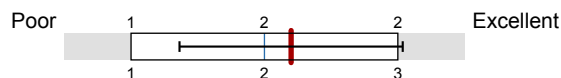


3.3)	Organization - Section presentations were well prepared and organized.		n=6 av.=7.83 md=8 dev.=1.47 ab.=1
3.4)	Scope - The teaching assistant expanded on course ideas.		n=6 av.=7.5 md=8.5 dev.=2.07 ab.=1
3.5)	Interaction - Students felt welcome in seeking help in or outside of the class.		n=6 av.=8.67 md=9 dev.=0.52 ab.=1
3.6)	Communication Skills - The teaching assistant had good communication skills.		n=6 av.=8.83 md=9 dev.=0.41 ab.=1
3.7)	Value - The overall value of the sections justified your time and effort.		n=6 av.=7.17 md=8 dev.=2.71 ab.=1
3.8)	Overall - What is your overall rating of the teaching assistant?		n=6 av.=8.17 md=8.5 dev.=1.17 ab.=1

4. Your View of Section Characteristics:

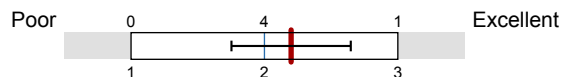
4.1)	Difficulty (relative to other courses)		n=7 av.=2 md=2 dev.=0.58
4.2)	Workload/pace was		n=7 av.=2 md=2 dev.=0
4.3)	Integration of section with course was		n=7 av.=2.57 md=3 dev.=0.53
4.4)	Texts, required readings		n=3 av.=2.33 md=2 dev.=0.58 ab.=4

4.5) Homework assignments



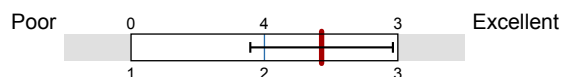
n=5
 av.=2.2
 md=2
 dev.=0.84
 ab.=2

4.6) Graded materials, examinations



n=5
 av.=2.2
 md=2
 dev.=0.45
 ab.=2

4.7) Lecture presentations



n=7
 av.=2.43
 md=2
 dev.=0.53

4.8) Class discussions



n=7
 av.=2.57
 md=3
 dev.=0.79

5. Comments:

5.1) Please identify what you perceive to be the real strengths and weaknesses of this teaching assistant and course.

- Excellent TA, although I only had gone to office hours once within this quarter, I plan on going for the last time before the final. I always realize what I had done wrong on the homework attending each question and this TA was great at going in depth with the question showing how to do them. Great explanation and communication, very helpful.
- In general, the discussion sections of this course just seem to be a little unnecessary for me because it only goes over the previous homework assignment which I have already submitted. If I have submitted my assignment, that most likely means I have already figured out the correct answers to the homework problems, and actually know how to do it. The sections don't elaborate further on the course contents, such as reviewing what we have learned in the past week, which I think will be more helpful in terms of understanding the course materials. And probably will even help further to complete our next assignment.

Other than the not-so-helpful discussion section, Danny is a very helpful person during his office hour. He helped me clear up some confusing concepts and further explained some of the problems.

- Overall, I really enjoyed Daniel as my TA and felt like he really took the time to break down the weekly homework into a form we all could understand. He was very responsive to different learning styles and tried to give us multiple ways to solve or think about a given problem. I also enjoyed that he gave us little test-taking tips along the way to keep in mind as we approached the midterm and final. It was clear he was super knowledgeable on the subject and I felt like he was extremely flexible and easy to approach in his office hours.
- The strength of this teaching assistant was their organization and visual representation of what was being discussed and taught in the section. Overall, saw no weaknesses as he always tried to keep the class engaged and asked for questions to clarify confusion very frequently. Excellent TA.
- always very well prepared and well spoken

Profile

Subunit: ECON
 Name of the instructor: D.S OBER-REYNOLDS
 Name of the course: 23S: ECON 41 DIS 1E: STATS-ECONOMISTS
 (Name of the survey)

Values used in the profile line: Mean

3. To What Extent Do You Feel That:

3.1) Teaching Assistant Knowledge - The T.A. was knowledgeable about the material.	Very Low or Never									Very High or Always	n=6	av.=8.83
3.2) Teaching Assistant Concern - The T.A. was concerned about student learning.	Very Low or Never									Very High or Always	n=5	av.=7.80
3.3) Organization - Section presentations were well prepared and organized.	Very Low or Never									Very High or Always	n=6	av.=7.83
3.4) Scope - The teaching assistant expanded on course ideas.	Very Low or Never									Very High or Always	n=6	av.=7.50
3.5) Interaction - Students felt welcome in seeking help in or outside of the class.	Very Low or Never									Very High or Always	n=6	av.=8.67
3.6) Communication Skills - The teaching assistant had good communication skills.	Very Low or Never									Very High or Always	n=6	av.=8.83
3.7) Value - The overall value of the sections justified your time and effort.	Very Low or Never									Very High or Always	n=6	av.=7.17
3.8) Overall - What is your overall rating of the teaching assistant?	Very Low or Never									Very High or Always	n=6	av.=8.17

4. Your View of Section Characteristics:


4.1) Difficulty (relative to other courses)	Low									High	n=7	av.=2.00
4.2) Workload/pace was	Too Slow									Too Much	n=7	av.=2.00
4.3) Integration of section with course was	Poor									Excellent	n=7	av.=2.57
4.4) Texts, required readings	Poor									Excellent	n=3	av.=2.33
4.5) Homework assignments	Poor									Excellent	n=5	av.=2.20
4.6) Graded materials, examinations	Poor									Excellent	n=5	av.=2.20
4.7) Lecture presentations	Poor									Excellent	n=7	av.=2.43
4.8) Class discussions	Poor									Excellent	n=7	av.=2.57




D.S OBER-REYNOLDS
Evaluation of Instruction Program Report
 23S: ECON 41 DIS 1H: STATS-ECONOMISTS
 No. of responses = 6
 Enrollment = 29
 Response Rate = 20.69%

1. Background Information:

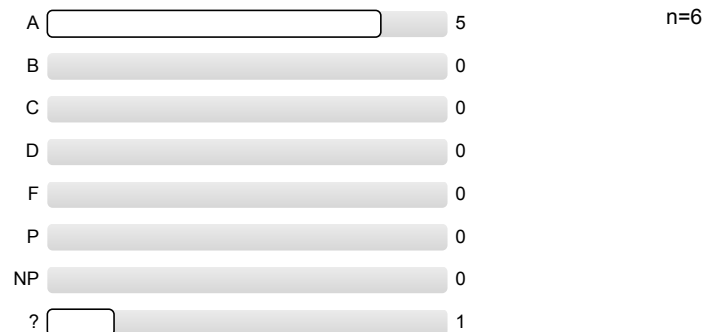
1.1) Year in School:




1.2) UCLA GPA:



1.3) Expected Grade:




1.4) What requirements does this course fulfill?




2. Preliminary Questions:


2.1) Approximately how many times did you attend the assigned section?



2.2) If you primarily attended a section that is not assigned to you, what was your primary reason for doing so?

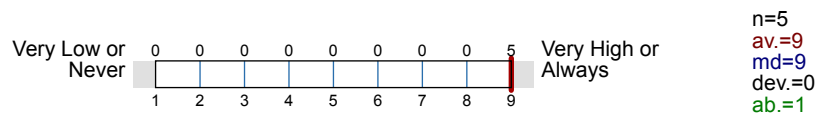


2.3) You saw the TA of the assigned section attending lectures.

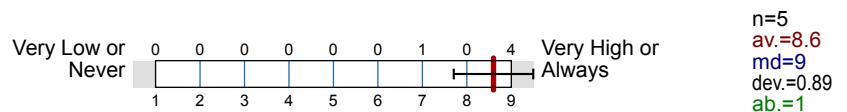


3. To What Extent Do You Feel That:

3.1) Teaching Assistant Knowledge - The T.A. was knowledgeable about the material.



3.2) Teaching Assistant Concern - The T.A. was concerned about student learning.

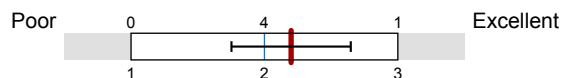


3.3)	Organization - Section presentations were well prepared and organized.		n=5 av.=8.6 md=9 dev.=0.89 ab.=1
3.4)	Scope - The teaching assistant expanded on course ideas.		n=5 av.=7.6 md=9 dev.=2.61 ab.=1
3.5)	Interaction - Students felt welcome in seeking help in or outside of the class.		n=5 av.=7.8 md=8 dev.=1.64 ab.=1
3.6)	Communication Skills - The teaching assistant had good communication skills.		n=5 av.=8.8 md=9 dev.=0.45 ab.=1
3.7)	Value - The overall value of the sections justified your time and effort.		n=5 av.=7.8 md=9 dev.=2.17 ab.=1
3.8)	Overall - What is your overall rating of the teaching assistant?		n=5 av.=8.8 md=9 dev.=0.45 ab.=1

4. Your View of Section Characteristics:

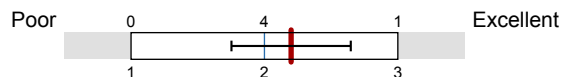
4.1)	Difficulty (relative to other courses)		n=5 av.=2 md=2 dev.=0.71 ab.=1
4.2)	Workload/pace was		n=5 av.=2.2 md=2 dev.=0.45 ab.=1
4.3)	Integration of section with course was		n=6 av.=2.5 md=2.5 dev.=0.55
4.4)	Texts, required readings		n=4 av.=2.25 md=2 dev.=0.5 ab.=2

4.5) Homework assignments



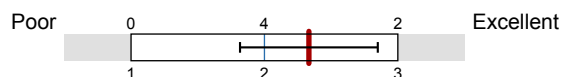
n=5
 av.=2.2
 md=2
 dev.=0.45
 ab.=1

4.6) Graded materials, examinations



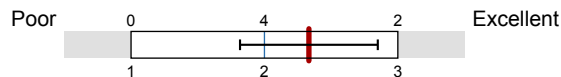
n=5
 av.=2.2
 md=2
 dev.=0.45
 ab.=1

4.7) Lecture presentations



n=6
 av.=2.33
 md=2
 dev.=0.52

4.8) Class discussions



n=6
 av.=2.33
 md=2
 dev.=0.52

5. Comments:

- 5.1) Please identify what you perceive to be the real strengths and weaknesses of this teaching assistant and course.
- Made the content very clear and explained solutions in a thorough but concise manner. Helped to reinforce theorems from lecture and made it easier to understand how to apply them. I wish section introduced more practice problems rather than just going over ones we've already done. I think it would've been more effective to start section with homework questions then go into new problems.
 - TA sections didn't really help because the TA would just go over questions of previous homework assignments; never really deviated from questions that we mostly already understood. Probably would be more helpful if I didn't already understand the homework questions.

Profile

Subunit: ECON
 Name of the instructor: D.S OBER-REYNOLDS
 Name of the course: 23S: ECON 41 DIS 1H: STATS-ECONOMISTS
 (Name of the survey)

Values used in the profile line: Mean

3. To What Extent Do You Feel That:

3.1) Teaching Assistant Knowledge - The T.A. was knowledgeable about the material.	Very Low or Never								Very High or Always	n=5	av.=9.00
3.2) Teaching Assistant Concern - The T.A. was concerned about student learning.	Very Low or Never								Very High or Always	n=5	av.=8.60
3.3) Organization - Section presentations were well prepared and organized.	Very Low or Never								Very High or Always	n=5	av.=8.60
3.4) Scope - The teaching assistant expanded on course ideas.	Very Low or Never								Very High or Always	n=5	av.=7.60
3.5) Interaction - Students felt welcome in seeking help in or outside of the class.	Very Low or Never								Very High or Always	n=5	av.=7.80
3.6) Communication Skills - The teaching assistant had good communication skills.	Very Low or Never								Very High or Always	n=5	av.=8.80
3.7) Value - The overall value of the sections justified your time and effort.	Very Low or Never								Very High or Always	n=5	av.=7.80
3.8) Overall - What is your overall rating of the teaching assistant?	Very Low or Never								Very High or Always	n=5	av.=8.80

4. Your View of Section Characteristics:


4.1) Difficulty (relative to other courses)	Low								High	n=5	av.=2.00
4.2) Workload/pace was	Too Slow								Too Much	n=5	av.=2.20
4.3) Integration of section with course was	Poor								Excellent	n=6	av.=2.50
4.4) Texts, required readings	Poor								Excellent	n=4	av.=2.25
4.5) Homework assignments	Poor								Excellent	n=5	av.=2.20
4.6) Graded materials, examinations	Poor								Excellent	n=5	av.=2.20
4.7) Lecture presentations	Poor								Excellent	n=6	av.=2.33
4.8) Class discussions	Poor								Excellent	n=6	av.=2.33




D.S OBER-REYNOLDS
Evaluation of Instruction Program Report
 23S: ECON 41 DIS 1L: STATS-ECONOMISTS
 No. of responses = 2
 Enrollment = 29
 Response Rate = 6.9%

1. Background Information:


1.1) Year in School:




1.2) UCLA GPA:



1.3) Expected Grade:




1.4) What requirements does this course fulfill?




2. Preliminary Questions:


2.1) Approximately how many times did you attend the assigned section?



2.2) If you primarily attended a section that is not assigned to you, what was your primary reason for doing so?

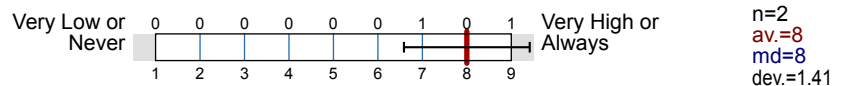


2.3) You saw the TA of the assigned section attending lectures.

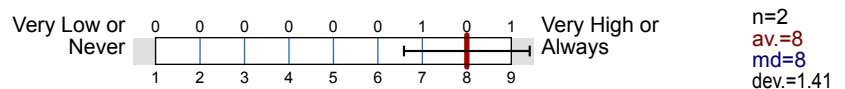


3. To What Extent Do You Feel That:

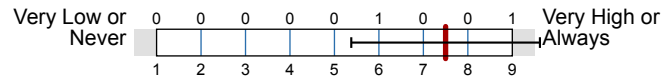
3.1) Teaching Assistant Knowledge - The T.A. was knowledgeable about the material.



3.2) Teaching Assistant Concern - The T.A. was concerned about student learning.

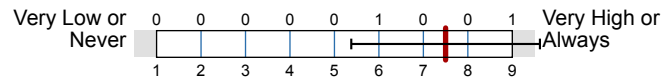


3.3) Organization - Section presentations were well prepared and organized.



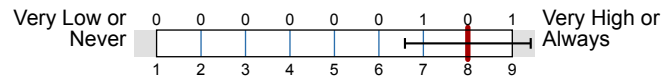
n=2
av.=7.5
md=7.5
dev.=2.12

3.4) Scope - The teaching assistant expanded on course ideas.



n=2
av.=7.5
md=7.5
dev.=2.12

3.5) Interaction - Students felt welcome in seeking help in or outside of the class.



n=2
av.=8
md=8
dev.=1.41

3.6) Communication Skills - The teaching assistant had good communication skills.



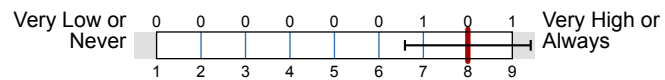
n=2
av.=8
md=8
dev.=1.41

3.7) Value - The overall value of the sections justified your time and effort.



n=2
av.=7
md=7
dev.=2.83

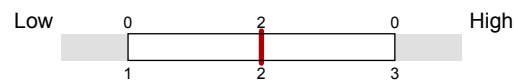
3.8) Overall - What is your overall rating of the teaching assistant?



n=2
av.=8
md=8
dev.=1.41

4. Your View of Section Characteristics:

4.1) Difficulty (relative to other courses)



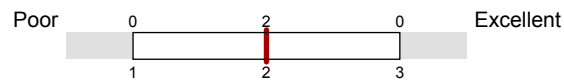
n=2
av.=2
md=2
dev.=0

4.2) Workload/pace was



n=2
av.=2
md=2
dev.=0

4.3) Integration of section with course was



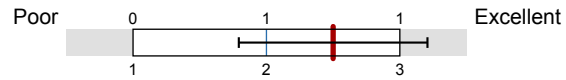
n=2
av.=2
md=2
dev.=0

4.4) Texts, required readings



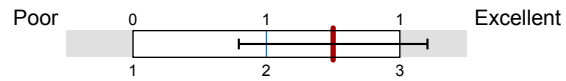
n=1
av.=2
md=2
dev.=0
ab.=1

4.5) Homework assignments



n=2
 av.=2.5
 md=2.5
 dev.=0.71

4.6) Graded materials, examinations



n=2
 av.=2.5
 md=2.5
 dev.=0.71

4.7) Lecture presentations



n=2
 av.=2.5
 md=2.5
 dev.=0.71

4.8) Class discussions



n=2
 av.=2.5
 md=2.5
 dev.=0.71

5. Comments:

5.1) Please identify what you perceive to be the real strengths and weaknesses of this teaching assistant and course.

- Danny was a supportive and friendly TA! I enjoyed his sessions and office hours.

Profile

Subunit: ECON
 Name of the instructor: D.S OBER-REYNOLDS
 Name of the course: 23S: ECON 41 DIS 1L: STATS-ECONOMISTS
 (Name of the survey)

Values used in the profile line: Mean

3. To What Extent Do You Feel That:

3.1) Teaching Assistant Knowledge - The T.A. was knowledgeable about the material.	Very Low or Never									Very High or Always	n=2	av.=8.00
3.2) Teaching Assistant Concern - The T.A. was concerned about student learning.	Very Low or Never									Very High or Always	n=2	av.=8.00
3.3) Organization - Section presentations were well prepared and organized.	Very Low or Never									Very High or Always	n=2	av.=7.50
3.4) Scope - The teaching assistant expanded on course ideas.	Very Low or Never									Very High or Always	n=2	av.=7.50
3.5) Interaction - Students felt welcome in seeking help in or outside of the class.	Very Low or Never									Very High or Always	n=2	av.=8.00
3.6) Communication Skills - The teaching assistant had good communication skills.	Very Low or Never									Very High or Always	n=2	av.=8.00
3.7) Value - The overall value of the sections justified your time and effort.	Very Low or Never									Very High or Always	n=2	av.=7.00
3.8) Overall - What is your overall rating of the teaching assistant?	Very Low or Never									Very High or Always	n=2	av.=8.00

4. Your View of Section Characteristics:

4.1) Difficulty (relative to other courses)	Low									High	n=2	av.=2.00
4.2) Workload/pace was	Too Slow									Too Much	n=2	av.=2.00
4.3) Integration of section with course was	Poor									Excellent	n=2	av.=2.00
4.4) Texts, required readings	Poor									Excellent	n=1	av.=2.00
4.5) Homework assignments	Poor									Excellent	n=2	av.=2.50
4.6) Graded materials, examinations	Poor									Excellent	n=2	av.=2.50
4.7) Lecture presentations	Poor									Excellent	n=2	av.=2.50
4.8) Class discussions	Poor									Excellent	n=2	av.=2.50