





D.S OBER-REYNOLDS
Evaluation of Instruction Program Report
 21W: ECON 103L LAB 1I: ECONOMETRICS LAB
 No. of responses = 11
 Enrollment = 28
 Response Rate = 39.29%

1. Background Information:


1.1) Year in School:




1.2) UCLA GPA:



1.3) Expected Grade:




1.4) What requirements does this course fulfill?




2. Preliminary Questions:

2.1) Approximately how many times did you attend the section?

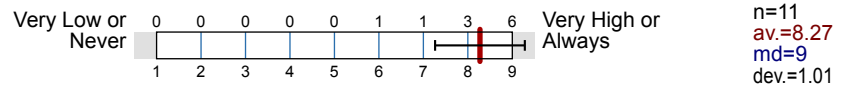


2.2) You saw the teaching assistant attending lectures.

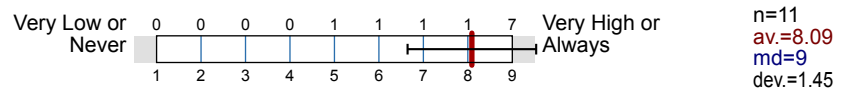


3. To What Extent Do You Feel That:

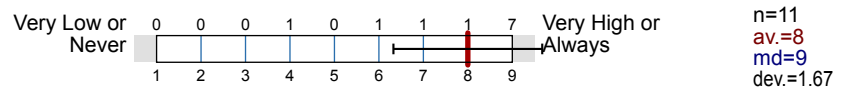
3.1) Teaching Assistant Knowledge - The T.A. was knowledgeable about the material.



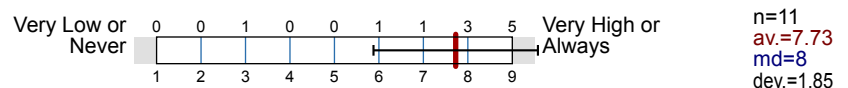
3.2) Teaching Assistant Concern - The T.A. was concerned about student learning.



3.3) Organization - Section presentations were well prepared and organized.



3.4) Scope - The teaching assistant expanded on course ideas.

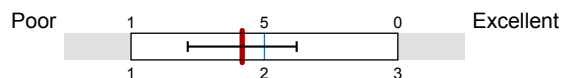


3.5)	Interaction - Students felt welcome in seeking help in or outside of the class.		n=11 av.=8.27 md=9 dev.=1.1
3.6)	Communication Skills - The teaching assistant had good communication skills.		n=11 av.=8.27 md=9 dev.=1.1
3.7)	Presentation - Your presentation or your group's presentation benefited from the help of the teaching assistant.		n=6 av.=7.5 md=7.5 ab.=5 dev.=1.38
3.8)	Data Analysis - The teaching assistant helped you develop data analysis skills.		n=11 av.=7.91 md=8 dev.=1.22
3.9)	Value - The overall value of the sections justified your time and effort.		n=11 av.=7.91 md=8 dev.=1.22
3.10)	Overall - What is your overall rating of the teaching assistant?		n=11 av.=8.27 md=9 dev.=1.27

4. Your View of Section Characteristics:

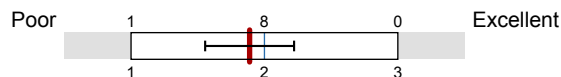
4.1)	Difficulty (relative to other courses)		n=11 av.=2.36 md=2 dev.=0.67
4.2)	Workload/pace was		n=11 av.=2.27 md=2 dev.=0.47
4.3)	Integration of section with course was		n=11 av.=2.45 md=2 dev.=0.52

4.4) Texts, required readings



n=6
 av.=1.83
 md=2
 dev.=0.41
 ab.=5

4.5) Homework assignments



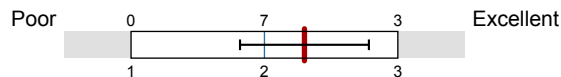
n=9
 av.=1.89
 md=2
 dev.=0.33
 ab.=2

4.6) Graded materials, examinations



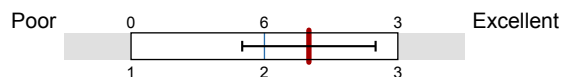
n=9
 av.=2
 md=2
 dev.=0.5
 ab.=2

4.7) Lecture presentations



n=10
 av.=2.3
 md=2
 dev.=0.48
 ab.=1

4.8) Class discussions



n=9
 av.=2.33
 md=2
 dev.=0.5
 ab.=2

5. Comments:

5.1) Please identify what you perceive to be the real strengths and weaknesses of this teaching assistant and course.

- Danny is a great TA!! He is very calm and meticulous which in a complicated subject like econometrics is very comforting. He is extremely professional and always responds to emails quickly. Also he changed up his style midway through to do more stuff by hand and that was great! Overall, Danny is probably the best TA for this class and I was happy to be apart of section every week
- Danny is a great TA. He is always willing to help answer any questions that students may have, and he's also clearly extremely knowledgeable in econometrics. The only improvement I would suggest is to upload the discussion PDFs earlier; I prefer to be able to preview what we will be doing in discussion by looking through those PDFs. Thanks for a great quarter!
- Danny was pretty much the only good thing about this course. He was very kind, helpful, and communicative. I do wish there had been a bit more focus on lecture topics instead of picking problems from the textbook to complete (which was helpful for homework but not as much for exams) but overall this discussion was fantastic.
- Frankly, I love Danny, he's very nice, just doing his job in a screwed-up department. Had him before, he's always been great.
- Great TA, love him.
- I'd just say that Mr. Ober-Reynolds is simply passionate about teaching and helping econometric students. He put in the most effort a TA could possible do.
- The TA was great in this course! He was patient with everyone and explained the concepts and the problems thoroughly. There are no complaints.

Profile

Subunit: ECON
 Name of the instructor: D.S OBER-REYNOLDS
 Name of the course: 21W: ECON 103L LAB 1I: ECONOMETRICS LAB
 (Name of the survey)

Values used in the profile line: Mean

3. To What Extent Do You Feel That:

3.1) Teaching Assistant Knowledge - The T.A. was knowledgeable about the material.	Very Low or Never									Very High or Always	n=11	av.=8.27
3.2) Teaching Assistant Concern - The T.A. was concerned about student learning.	Very Low or Never									Very High or Always	n=11	av.=8.09
3.3) Organization - Section presentations were well prepared and organized.	Very Low or Never									Very High or Always	n=11	av.=8.00
3.4) Scope - The teaching assistant expanded on course ideas.	Very Low or Never									Very High or Always	n=11	av.=7.73
3.5) Interaction - Students felt welcome in seeking help in or outside of the class.	Very Low or Never									Very High or Always	n=11	av.=8.27
3.6) Communication Skills - The teaching assistant had good communication skills.	Very Low or Never									Very High or Always	n=11	av.=8.27
3.7) Presentation - Your presentation or your group's presentation benefited from the help of the teaching assistant.	Very Low or Never									Very High or Always	n=6	av.=7.50
3.8) Data Analysis - The teaching assistant helped you develop data analysis skills.	Very Low or Never									Very High or Always	n=11	av.=7.91
3.9) Value - The overall value of the sections justified your time and effort.	Very Low or Never									Very High or Always	n=11	av.=7.91
3.10) Overall - What is your overall rating of the teaching assistant?	Very Low or Never									Very High or Always	n=11	av.=8.27

4. Your View of Section Characteristics:


4.1) Difficulty (relative to other courses)	Low									High	n=11	av.=2.36
4.2) Workload/pace was	Too Slow									Too Much	n=11	av.=2.27
4.3) Integration of section with course was	Poor									Excellent	n=11	av.=2.45
4.4) Texts, required readings	Poor									Excellent	n=6	av.=1.83
4.5) Homework assignments	Poor									Excellent	n=9	av.=1.89
4.6) Graded materials, examinations	Poor									Excellent	n=9	av.=2.00
4.7) Lecture presentations	Poor									Excellent	n=10	av.=2.30
4.8) Class discussions	Poor									Excellent	n=9	av.=2.33




D.S OBER-REYNOLDS
Evaluation of Instruction Program Report
 21W: ECON 103L LAB 1J: ECONOMETRICS LAB
 No. of responses = 10
 Enrollment = 27
 Response Rate = 37.04%

1. Background Information:


1.1) Year in School:




1.2) UCLA GPA:



1.3) Expected Grade:




1.4) What requirements does this course fulfill?




2. Preliminary Questions:

2.1) Approximately how many times did you attend the section?

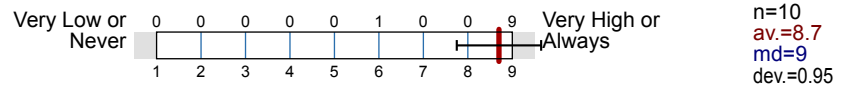


2.2) You saw the teaching assistant attending lectures.

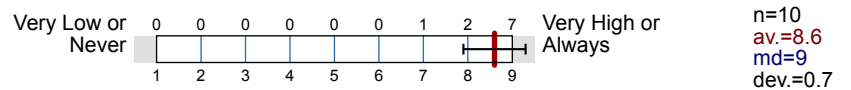


3. To What Extent Do You Feel That:

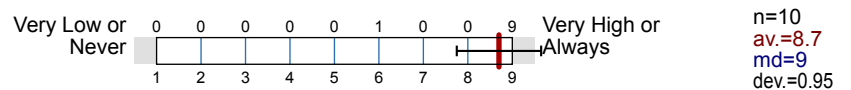
3.1) Teaching Assistant Knowledge - The T.A. was knowledgeable about the material.



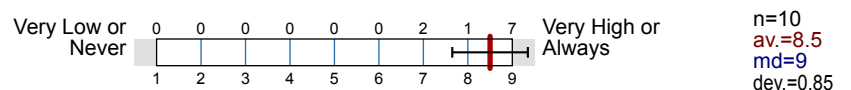
3.2) Teaching Assistant Concern - The T.A. was concerned about student learning.



3.3) Organization - Section presentations were well prepared and organized.



3.4) Scope - The teaching assistant expanded on course ideas.

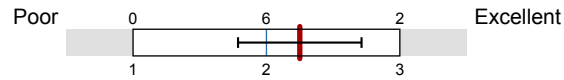


3.5)	Interaction - Students felt welcome in seeking help in or outside of the class.		n=10 av.=8.6 md=9 dev.=0.7
3.6)	Communication Skills - The teaching assistant had good communication skills.		n=10 av.=8.7 md=9 dev.=0.67
3.7)	Presentation - Your presentation or your group's presentation benefited from the help of the teaching assistant.		n=7 av.=8.29 md=9 dev.=0.95 ab.=3
3.8)	Data Analysis - The teaching assistant helped you develop data analysis skills.		n=9 av.=8.11 md=9 dev.=1.27 ab.=1
3.9)	Value - The overall value of the sections justified your time and effort.		n=10 av.=8.1 md=9 dev.=1.45
3.10)	Overall - What is your overall rating of the teaching assistant?		n=10 av.=8.7 md=9 dev.=0.48

4. Your View of Section Characteristics:

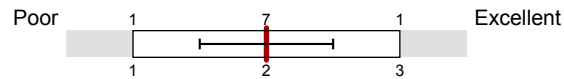
4.1)	Difficulty (relative to other courses)		n=10 av.=2.6 md=3 dev.=0.52
4.2)	Workload/pace was		n=10 av.=2.3 md=2 dev.=0.48
4.3)	Integration of section with course was		n=10 av.=2.4 md=2 dev.=0.52

4.4) Texts, required readings



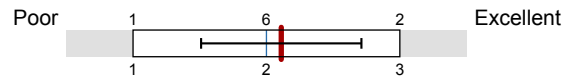
n=8
 av.=2.25
 md=2
 dev.=0.46
 ab.=2

4.5) Homework assignments



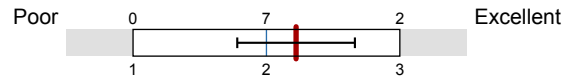
n=9
 av.=2
 md=2
 dev.=0.5
 ab.=1

4.6) Graded materials, examinations



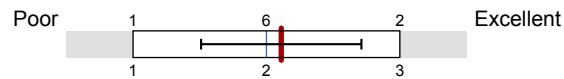
n=9
 av.=2.11
 md=2
 dev.=0.6
 ab.=1

4.7) Lecture presentations



n=9
 av.=2.22
 md=2
 dev.=0.44
 ab.=1

4.8) Class discussions



n=9
 av.=2.11
 md=2
 dev.=0.6
 ab.=1

5. Comments:

5.1) Please identify what you perceive to be the real strengths and weaknesses of this teaching assistant and course.

- .
- Danny is amazing! His weekly discussion presentations were really well-prepared and he was very helpful both in and outside of class. I really appreciate how much he valued student learning and made active efforts to help out everyone. In addition to having great communication skills, he created a very comfortable environment for learning in the class. He expanded on materials in much detail and properly guided us which greatly helped my understanding. I'm grateful to have had him as my TA for this class!!
- Danny was the only good thing in this entire course. Rojas was a mess so Danny actually explaining stuff and teaching us how to code and how to solve problems by hand was the only helpful thing in the entire class. Danny should be teaching instead of Rojas.
- Responds promptly to emails, helpful sections
- The files related to discussion questions were helpful for completing the homework. I also appreciated how quickly the TA responded to my emails. If time allowed, I would have liked to have a section dedicated to real-world application.

Profile

Subunit: ECON
 Name of the instructor: D.S OBER-REYNOLDS
 Name of the course: 21W: ECON 103L LAB 1J: ECONOMETRICS LAB
 (Name of the survey)

Values used in the profile line: Mean

3. To What Extent Do You Feel That:

3.1) Teaching Assistant Knowledge - The T.A. was knowledgeable about the material.	Very Low or Never											Very High or Always	n=10	av.=8.70
3.2) Teaching Assistant Concern - The T.A. was concerned about student learning.	Very Low or Never											Very High or Always	n=10	av.=8.60
3.3) Organization - Section presentations were well prepared and organized.	Very Low or Never											Very High or Always	n=10	av.=8.70
3.4) Scope - The teaching assistant expanded on course ideas.	Very Low or Never											Very High or Always	n=10	av.=8.50
3.5) Interaction - Students felt welcome in seeking help in or outside of the class.	Very Low or Never											Very High or Always	n=10	av.=8.60
3.6) Communication Skills - The teaching assistant had good communication skills.	Very Low or Never											Very High or Always	n=10	av.=8.70
3.7) Presentation - Your presentation or your group's presentation benefited from the help of the teaching assistant.	Very Low or Never											Very High or Always	n=7	av.=8.29
3.8) Data Analysis - The teaching assistant helped you develop data analysis skills.	Very Low or Never											Very High or Always	n=9	av.=8.11
3.9) Value - The overall value of the sections justified your time and effort.	Very Low or Never											Very High or Always	n=10	av.=8.10
3.10) Overall - What is your overall rating of the teaching assistant?	Very Low or Never											Very High or Always	n=10	av.=8.70

4. Your View of Section Characteristics:

4.1) Difficulty (relative to other courses)	Low											High	n=10	av.=2.60
4.2) Workload/pace was	Too Slow											Too Much	n=10	av.=2.30
4.3) Integration of section with course was	Poor											Excellent	n=10	av.=2.40
4.4) Texts, required readings	Poor											Excellent	n=8	av.=2.25
4.5) Homework assignments	Poor											Excellent	n=9	av.=2.00
4.6) Graded materials, examinations	Poor											Excellent	n=9	av.=2.11
4.7) Lecture presentations	Poor											Excellent	n=9	av.=2.22
4.8) Class discussions	Poor											Excellent	n=9	av.=2.11