





D.S OBER-REYNOLDS
Evaluation of Instruction Program Report
 23W: ECON 203B LEC 1: ECONOMETRICS II
 No. of responses = 4
 Enrollment = 19
 Response Rate = 21.05%

1. Background Information:

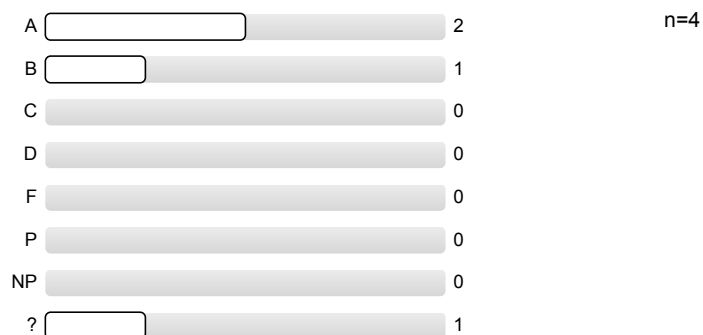
1.1) Year in School:




1.2) UCLA GPA:



1.3) Expected Grade:

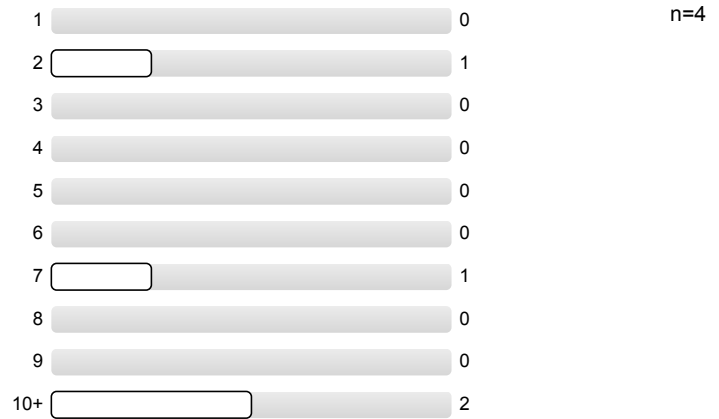


1.4) What requirements does this course fulfill?




2. Preliminary Questions:


2.1) Approximately how many times did you attend the assigned section?



2.2) If you primarily attended a section that is not assigned to you, what was your primary reason for doing so?

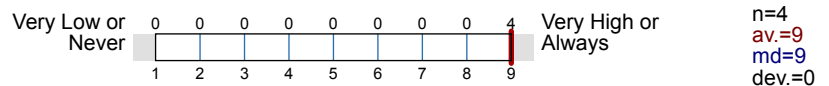


2.3) You saw the TA of the assigned section attending lectures.

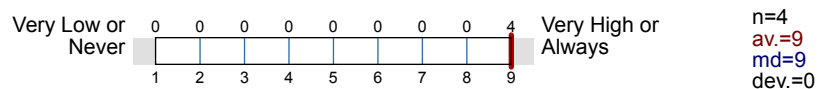


3. To What Extent Do You Feel That:

3.1) Teaching Assistant Knowledge - The T.A. was knowledgeable about the material.



3.2) Teaching Assistant Concern - The T.A. was concerned about student learning.

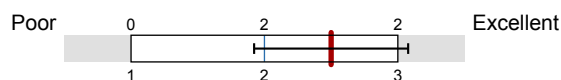


3.3)	Organization - Section presentations were well prepared and organized.	Very Low or Never	0 0 0 0 0 0 0 0 4 1 2 3 4 5 6 7 8 9	Very High or Always	n=4 av.=9 md=9 dev.=0
3.4)	Scope - The teaching assistant expanded on course ideas.	Very Low or Never	0 0 0 0 0 0 0 0 4 1 2 3 4 5 6 7 8 9	Very High or Always	n=4 av.=9 md=9 dev.=0
3.5)	Interaction - Students felt welcome in seeking help in or outside of the class.	Very Low or Never	0 0 0 0 0 0 0 0 4 1 2 3 4 5 6 7 8 9	Very High or Always	n=4 av.=9 md=9 dev.=0
3.6)	Communication Skills - The teaching assistant had good communication skills.	Very Low or Never	0 0 0 0 0 0 0 0 4 1 2 3 4 5 6 7 8 9	Very High or Always	n=4 av.=9 md=9 dev.=0
3.7)	Value - The overall value of the sections justified your time and effort.	Very Low or Never	0 0 0 0 0 0 0 0 4 1 2 3 4 5 6 7 8 9	Very High or Always	n=4 av.=9 md=9 dev.=0
3.8)	Overall - What is your overall rating of the teaching assistant?	Very Low or Never	0 0 0 0 0 0 0 0 4 1 2 3 4 5 6 7 8 9	Very High or Always	n=4 av.=9 md=9 dev.=0

4. Your View of Section Characteristics:

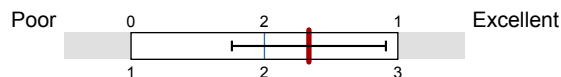
4.1)	Difficulty (relative to other courses)	Low	0 2 2 1 2 3	High	n=4 av.=2.5 md=2.5 dev.=0.58
4.2)	Workload/pace was	Too Slow	0 4 0 1 2 3	Too Much	n=4 av.=2 md=2 dev.=0
4.3)	Integration of section with course was	Poor	0 0 4 1 2 3	Excellent	n=4 av.=3 md=3 dev.=0
4.4)	Texts, required readings	Poor	0 1 2 1 2 3	Excellent	n=3 av.=2.67 md=3 ab.=1

4.5) Homework assignments



n=4
 av.=2.5
 md=2.5
 dev.=0.58

4.6) Graded materials, examinations



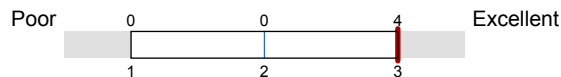
n=3
 av.=2.33
 md=2
 dev.=0.58
 ab.=1

4.7) Lecture presentations



n=4
 av.=3
 md=3
 dev.=0

4.8) Class discussions



n=4
 av.=3
 md=3
 dev.=0

5. Comments:

5.1) Please identify what you perceive to be the real strengths and weaknesses of this teaching assistant and course.

- Danny was a great TA overall. I really liked how he offered 2 office hours per week and was happy to go over homework problems during these office hours. He also was incredibly patient with me, even though I sometimes asked pretty dumb questions and was clearly struggling in comparison to my classmates. I also found discussion section incredibly helpful (hence why I attended all of them). My one comment on how to improve discussion section would be to devote more time to practice problems and less time to reviewing the content from lecture. Personally, I found that the practice problems were a lot more helpful than reviewing content because Prof. Santos did a great job at teaching it the first time around. One other improvement is that I wish that homeworks were graded a bit quicker. I know that Danny is busy as he also TAs another class, but it would be nice to get our homeworks graded within around a week, rather than in 2-3 weeks. Going along with the busyness thing, it would be great if Danny was more open to answering questions over email during weekends. Because homework assignments were due on Tuesdays, being able to ask questions over the weekend was kind of unavoidable, but I found myself abstaining from emailing him because he would always say he couldn't guarantee that he'd respond before Tuesday. While I do understand that he's very busy, it would be nice to be able to rely on him responding to emails over the weekend. Overall, as mentioned earlier, Danny was a great TA and I really enjoyed having him as my TA this quarter.
- The teaching assistant had a great domain of the topics covered in the course and provided good feedback on grading of the homeworks

Profile

Subunit: ECON
 Name of the instructor: D.S OBER-REYNOLDS
 Name of the course: 23W: ECON 203B LEC 1: ECONOMETRICS II
 (Name of the survey)

Values used in the profile line: Mean

3. To What Extent Do You Feel That:

3.1) Teaching Assistant Knowledge - The T.A. was knowledgeable about the material.	Very Low or Never									Very High or Always	n=4	av.=9.00
3.2) Teaching Assistant Concern - The T.A. was concerned about student learning.	Very Low or Never									Very High or Always	n=4	av.=9.00
3.3) Organization - Section presentations were well prepared and organized.	Very Low or Never									Very High or Always	n=4	av.=9.00
3.4) Scope - The teaching assistant expanded on course ideas.	Very Low or Never									Very High or Always	n=4	av.=9.00
3.5) Interaction - Students felt welcome in seeking help in or outside of the class.	Very Low or Never									Very High or Always	n=4	av.=9.00
3.6) Communication Skills - The teaching assistant had good communication skills.	Very Low or Never									Very High or Always	n=4	av.=9.00
3.7) Value - The overall value of the sections justified your time and effort.	Very Low or Never									Very High or Always	n=4	av.=9.00
3.8) Overall - What is your overall rating of the teaching assistant?	Very Low or Never									Very High or Always	n=4	av.=9.00

4. Your View of Section Characteristics:

4.1) Difficulty (relative to other courses)	Low								High	n=4	av.=2.50
4.2) Workload/pace was	Too Slow								Too Much	n=4	av.=2.00
4.3) Integration of section with course was	Poor								Excellent	n=4	av.=3.00
4.4) Texts, required readings	Poor								Excellent	n=3	av.=2.67
4.5) Homework assignments	Poor								Excellent	n=4	av.=2.50
4.6) Graded materials, examinations	Poor								Excellent	n=3	av.=2.33
4.7) Lecture presentations	Poor								Excellent	n=4	av.=3.00
4.8) Class discussions	Poor								Excellent	n=4	av.=3.00



D.S OBER-REYNOLDS
Evaluation of Instruction Program Report
 23W: ECON 203B DIS 1A: ECONOMETRICS II
 No. of responses = 2
 Enrollment = 19
 Response Rate = 10.53%

1. Background Information:

^{1.1)} Year in School:

Freshman	<input type="text" value="0"/>	n=2
Sophomore	<input type="text" value="0"/>	
Junior	<input type="text" value="0"/>	
Senior	<input type="text" value="2"/>	
Graduate	<input type="text" value="0"/>	
Other	<input type="text" value="0"/>	

^{1.2)} UCLA GPA:

Below 2.0	<input type="text" value="0"/>	n=2
2.0 - 2.49	<input type="text" value="0"/>	
2.5 - 2.99	<input type="text" value="0"/>	
3.0 - 3.49	<input type="text" value="0"/>	
3.5+	<input type="text" value="2"/>	
Not Established	<input type="text" value="0"/>	

^{1.3)} Expected Grade:

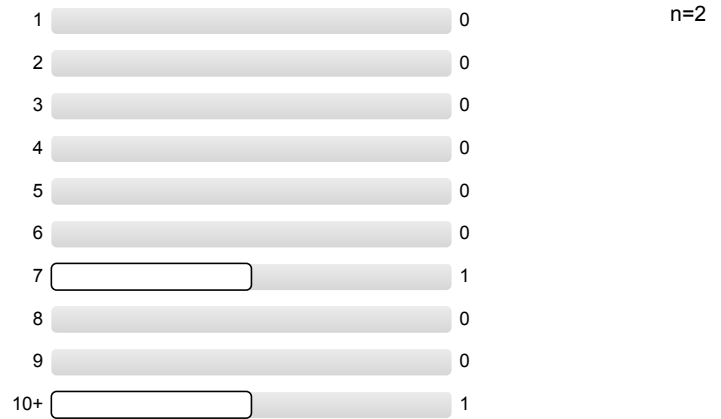
A	<input type="text" value="1"/>	n=2
B	<input type="text" value="1"/>	
C	<input type="text" value="0"/>	
D	<input type="text" value="0"/>	
F	<input type="text" value="0"/>	
P	<input type="text" value="0"/>	
NP	<input type="text" value="0"/>	
?	<input type="text" value="0"/>	

^{1.4)} What requirements does this course fulfill?


Major	<input type="text" value="1"/>	n=2
Related Field	<input type="text" value="1"/>	
G.E.	<input type="text" value="0"/>	
None	<input type="text" value="0"/>	

2. Preliminary Questions:


2.1) Approximately how many times did you attend the assigned section?



2.2) If you primarily attended a section that is not assigned to you, what was your primary reason for doing so?



2.3) You saw the TA of the assigned section attending lectures.

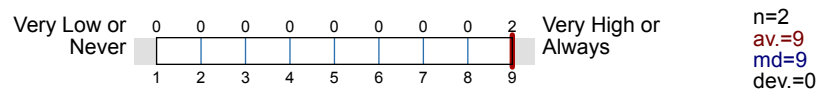


3. To What Extent Do You Feel That:

3.1) Teaching Assistant Knowledge - The T.A. was knowledgeable about the material.



3.2) Teaching Assistant Concern - The T.A. was concerned about student learning.



3.3)	Organization - Section presentations were well prepared and organized.	Very Low or Never	0 0 0 0 0 0 0 0 2 1 2 3 4 5 6 7 8 9	Very High or Always	n=2 av.=9 md=9 dev.=0
3.4)	Scope - The teaching assistant expanded on course ideas.	Very Low or Never	0 0 0 0 0 0 0 0 2 1 2 3 4 5 6 7 8 9	Very High or Always	n=2 av.=9 md=9 dev.=0
3.5)	Interaction - Students felt welcome in seeking help in or outside of the class.	Very Low or Never	0 0 0 0 0 0 0 0 2 1 2 3 4 5 6 7 8 9	Very High or Always	n=2 av.=9 md=9 dev.=0
3.6)	Communication Skills - The teaching assistant had good communication skills.	Very Low or Never	0 0 0 0 0 0 0 0 2 1 2 3 4 5 6 7 8 9	Very High or Always	n=2 av.=9 md=9 dev.=0
3.7)	Value - The overall value of the sections justified your time and effort.	Very Low or Never	0 0 0 0 0 0 0 0 2 1 2 3 4 5 6 7 8 9	Very High or Always	n=2 av.=9 md=9 dev.=0
3.8)	Overall - What is your overall rating of the teaching assistant?	Very Low or Never	0 0 0 0 0 0 0 0 2 1 2 3 4 5 6 7 8 9	Very High or Always	n=2 av.=9 md=9 dev.=0

4. Your View of Section Characteristics:

4.1)	Difficulty (relative to other courses)	Low	0 0 2 1 2 3	High	n=2 av.=3 md=3 dev.=0
4.2)	Workload/pace was	Too Slow	0 2 0 1 2 3	Too Much	n=2 av.=2 md=2 dev.=0
4.3)	Integration of section with course was	Poor	0 0 2 1 2 3	Excellent	n=2 av.=3 md=3 dev.=0
4.4)	Texts, required readings	Poor	0 0 1 1 2 3	Excellent	n=1 av.=3 md=3 dev.=0 ab.=1

4.5) Homework assignments



n=2
av.=3
md=3
dev.=0

4.6) Graded materials, examinations



n=1
av.=3
md=3
dev.=0
ab.=1

4.7) Lecture presentations



n=2
av.=3
md=3
dev.=0

4.8) Class discussions



n=2
av.=3
md=3
dev.=0

5. Comments:

5.1) Please identify what you perceive to be the real strengths and weaknesses of this teaching assistant and course.

No responses were submitted for this question.

Profile

Subunit: ECON
 Name of the instructor: D.S OBER-REYNOLDS
 Name of the course: 23W: ECON 203B DIS 1A: ECONOMETRICS II
 (Name of the survey)

Values used in the profile line: Mean

3. To What Extent Do You Feel That:

3.1) Teaching Assistant Knowledge - The T.A. was knowledgeable about the material.	Very Low or Never										Very High or Always	n=2	av.=9.00
3.2) Teaching Assistant Concern - The T.A. was concerned about student learning.	Very Low or Never										Very High or Always	n=2	av.=9.00
3.3) Organization - Section presentations were well prepared and organized.	Very Low or Never										Very High or Always	n=2	av.=9.00
3.4) Scope - The teaching assistant expanded on course ideas.	Very Low or Never										Very High or Always	n=2	av.=9.00
3.5) Interaction - Students felt welcome in seeking help in or outside of the class.	Very Low or Never										Very High or Always	n=2	av.=9.00
3.6) Communication Skills - The teaching assistant had good communication skills.	Very Low or Never										Very High or Always	n=2	av.=9.00
3.7) Value - The overall value of the sections justified your time and effort.	Very Low or Never										Very High or Always	n=2	av.=9.00
3.8) Overall - What is your overall rating of the teaching assistant?	Very Low or Never										Very High or Always	n=2	av.=9.00

4. Your View of Section Characteristics:

4.1) Difficulty (relative to other courses)	Low										High	n=2	av.=3.00
4.2) Workload/pace was	Too Slow										Too Much	n=2	av.=2.00
4.3) Integration of section with course was	Poor										Excellent	n=2	av.=3.00
4.4) Texts, required readings	Poor										Excellent	n=1	av.=3.00
4.5) Homework assignments	Poor										Excellent	n=2	av.=3.00
4.6) Graded materials, examinations	Poor										Excellent	n=1	av.=3.00
4.7) Lecture presentations	Poor										Excellent	n=2	av.=3.00
4.8) Class discussions	Poor										Excellent	n=2	av.=3.00